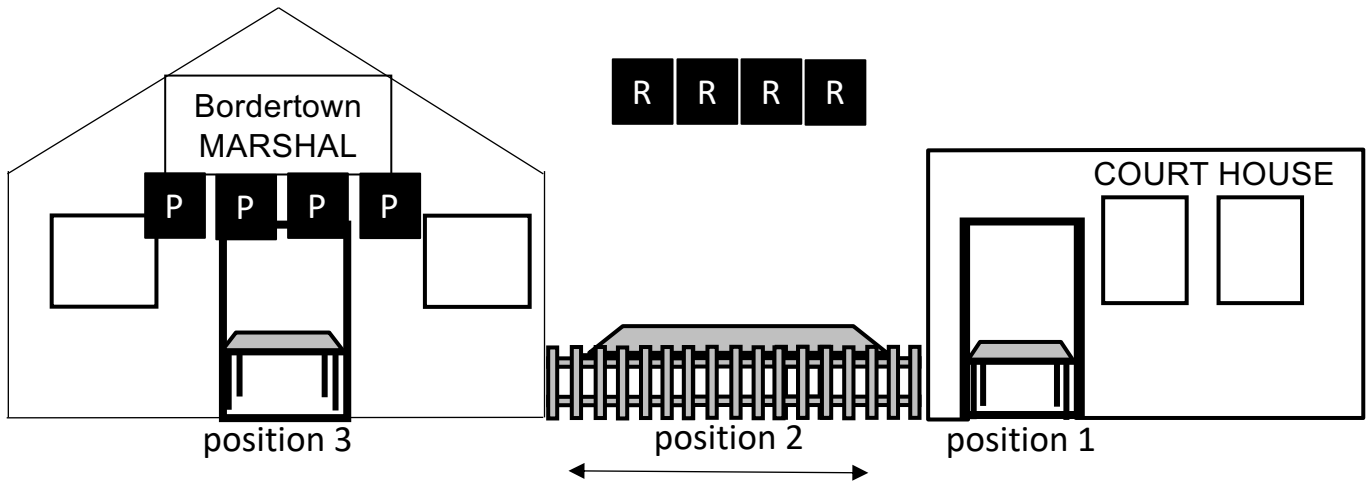


STAGE 1 BAY 1



10 REVOLVER 10 RIFLE 4+ SHOTGUN

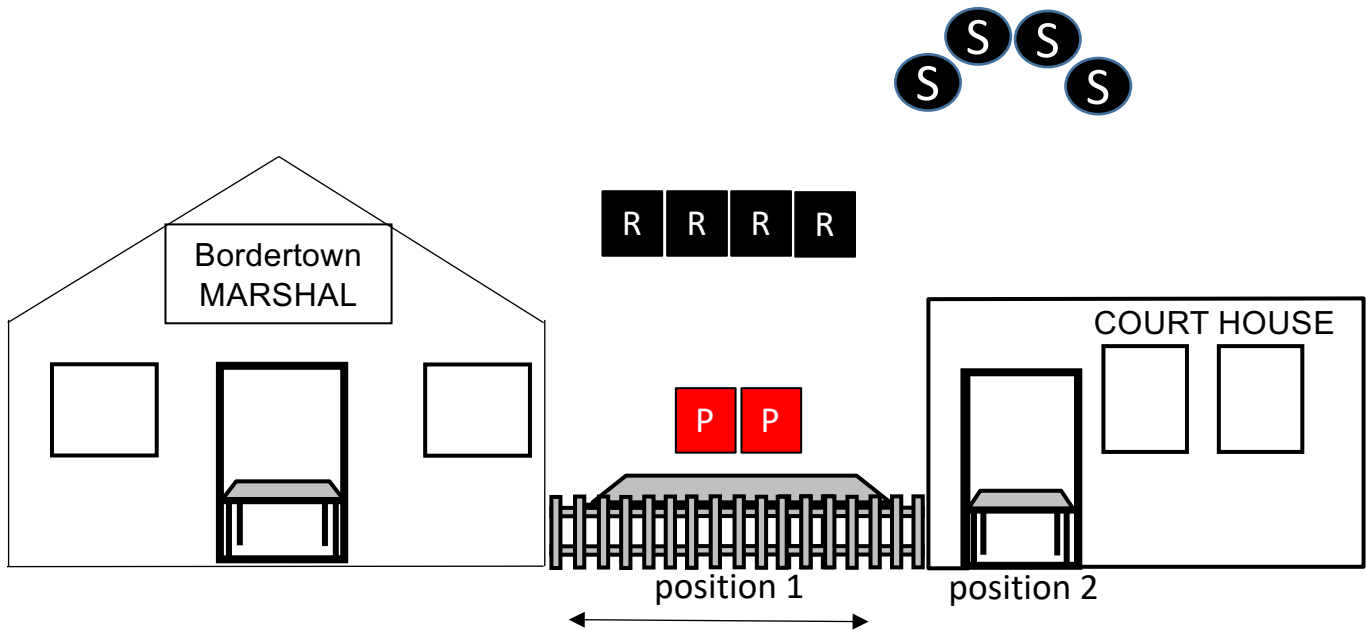
STAGING: REVOLVERS HOLSTERED, RIFLE STAGED AT POSITION 2 AND SHOTGUN STAGED AT POSITION 1.

SEQUENCE: SHOOTING ORDER IS SHOOTER'S CHOICE. RIFLE MAY NOT BE LAST. *NOTE: 2 RED TARGETS ARE NOT IN PLAY.*

START: AT THE READY BUT NOT TOUCHING GUN(S) OR AMMO AT POSITION OF CHOICE.

ATB: WITH SHOTGUN AT POSITION 1 SHOOT 4 KD'S TILL DOWN. AT POSITION 2 WITH RIFLE FOR 5 ROUNDS STARTING ON EITHER END, SWEEP TARGETS 2-1-1-1. THEN REPEAT FROM OPPOSITE END FOR SECOND 5 ROUNDS. AT POSITION 3, SHOOT REVOLVERS SAME INSTRUCTIONS AS RIFLE.

STAGE 2 BAY 1



10 REVOLVER 10 RIFLE 4+ SHOTGUN

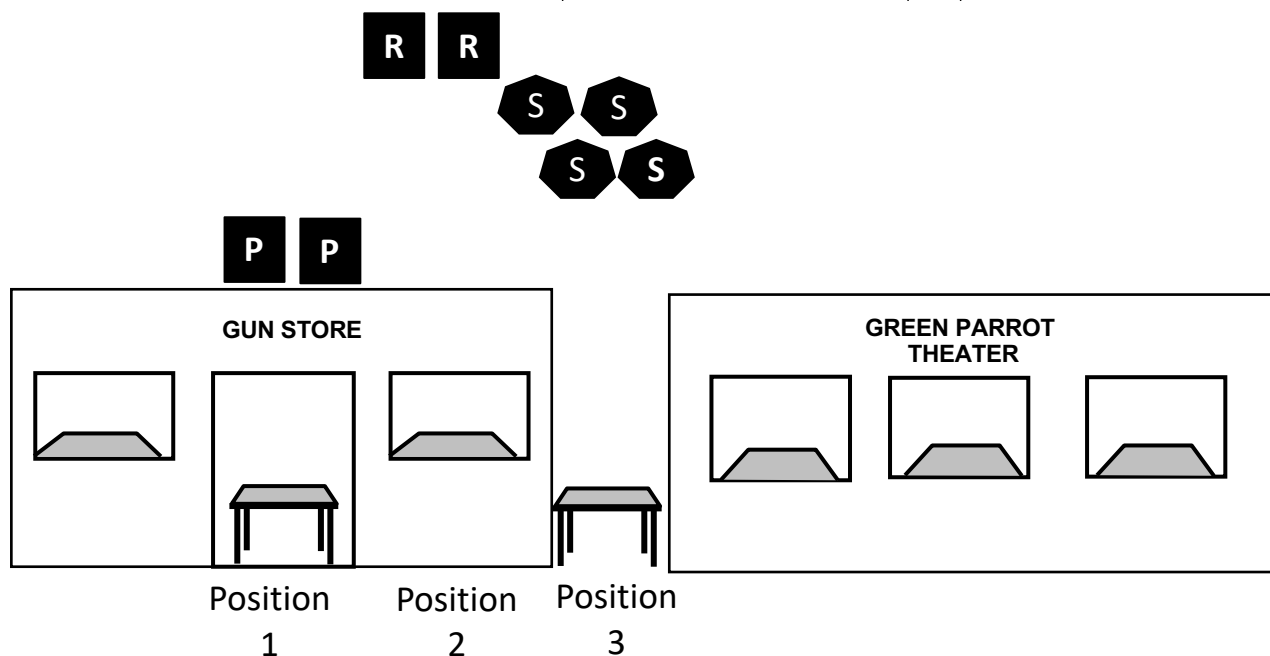
STAGING: REVOLVERS HOLSTERED, RIFLE AND SHOTGUN STAGED ANYWHERE SAFELY.

SEQUENCE: SHOOTING ORDER IS SHOOTER'S CHOICE. RIFLE MAY NOT BE LAST.

START: AT POSITION OF CHOICE STANDING WITH HANDS HANGING AT THE ENDS OF YOUR ARMS BUT NOT TOUCHING GUNS OR AMMO.

ATB: WITH REVOLVERS AT POSITION 1 DOUBLE TAP ALTERNATE BETWEEN THE 2 REVOLVER TARGETS FOR 10 ROUNDS. AT POSITION 1 WITH RIFLE TRIPLE TAP OUTSIDE, OTHER OUTSIDE, THEN DOUBLE TAP INSIDE, OTHER INSIDE. AT POSITION 2 SHOOT 4 KD'S TILL DOWN.

STAGE 3 BAY 2



10 PISTOL 10 RIFLE 4+ SHOTGUN

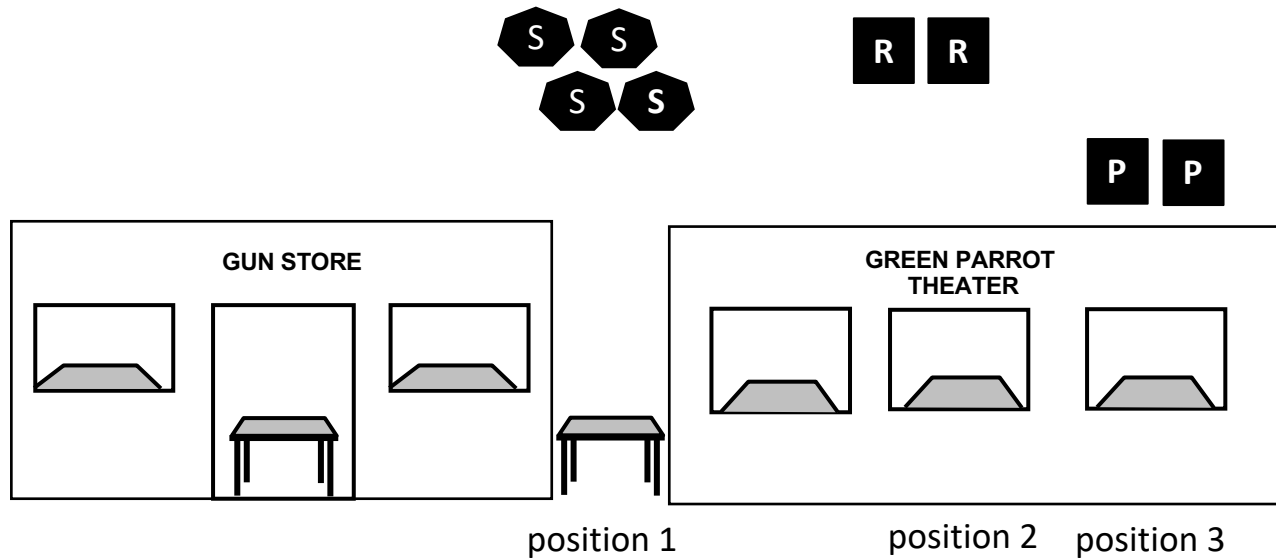
STAGING: PISTOLS HOLSTERED, RIFLE AND SHOTGUN STAGED SAFELY.

SEQUENCE: START AT POSITION OF CHOICE. RIFLE MAY NOT BE LAST.

START: STRIKE A NOBLE POSE WHILE NOT TOUCHING GUNS OR AMMO.

ATB: AT POSITION 1 WITH REVOLVERS TRIPLE TAP ALTERNATE TARGETS WITH LAST SHOT ON LAST TARGET. AT POSITION 2 SHOOT THE RIFLE THE SAME INSTRUCTIONS AS REVOLVERS. WITH SHOTGUN AT POSITION 3 SHOOT 4 KD'S TILL DOWN.

STAGE 4 BAY 2



10 PISTOL 10 RIFLE 2+ SHOTGUN

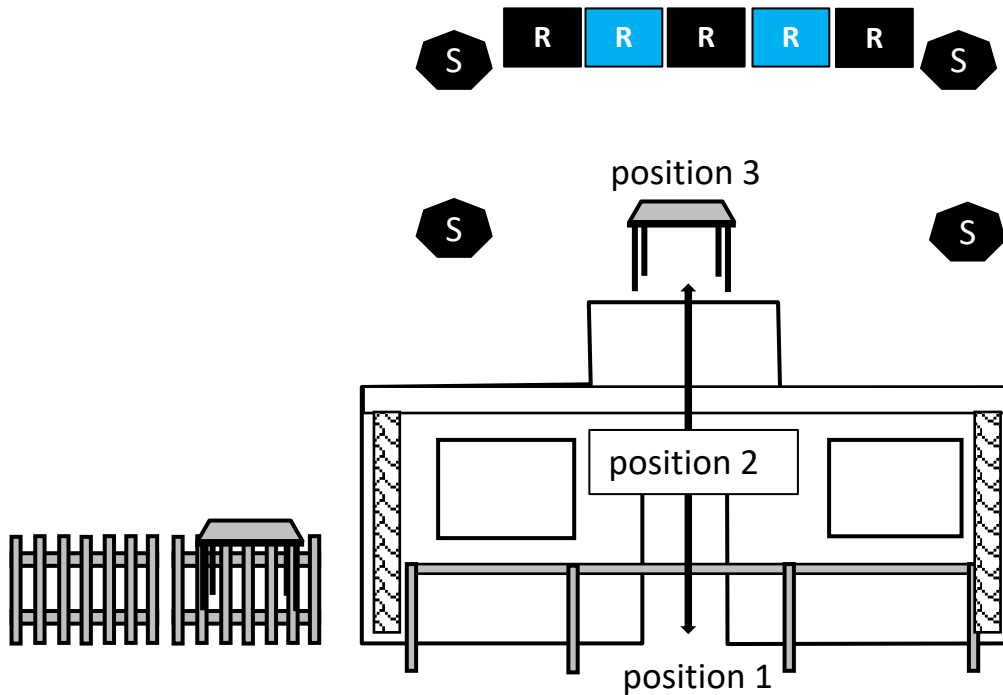
STAGING: PISTOLS HOLSTERED, RIFLE AND SHOTGUN STAGED SAFELY.

SEQUENCE: START AT POSITION OF CHOICE. RIFLE MAY NOT BE LAST.

START: AT THE READY – NOT TOUCHING GUN(S) OR AMMO

ATB: WITH SHOTGUN AT POSITION 1 SHOOT 2 KD'S TILL DOWN. AT POSITION 2 WITH RIFLE FOR 10 SHOTS SHOOT AT LEAST 2 SHOTS ON EACH RIFLE TARGET. AT POSITION 3 WITH PISTOLS SHOOT SAME INSTRUCTIONS AS RIFLE.

STAGE 5 BAY 3



10 PISTOL 10 RIFLE 4+ SHOTGUN

STAGING: PISTOLS HOLSTERED, RIFLE AT POSITION 1 (DOORWAY) AND SHOTGUN ON TABLE INSIDE OF DOORWAY.

SEQUENCE: RIFLE THEN SHOTGUN THEN REVOLVERS

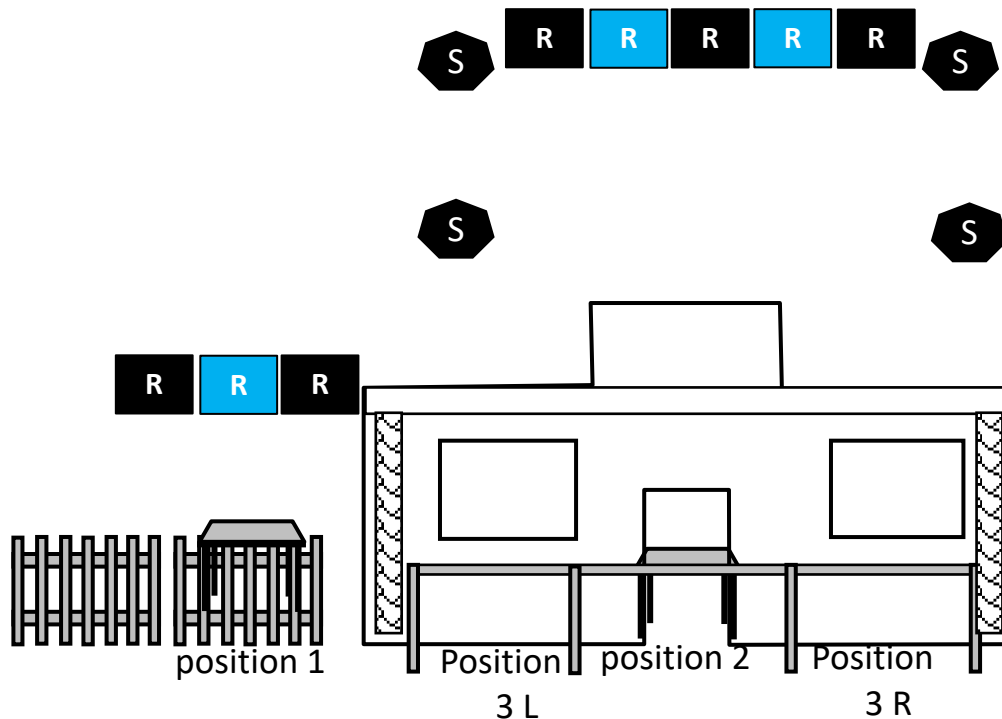
START: AT POSITION 1 WITH RIFLE IN HANDS.

ATB: AT POSITION 1 WITH RIFLE SHOOT TARGETS IN A 1-1-6-1-1 FROM EITHER END. STAGE RIFLE ON TABLE JUST INSIDE OF DOORWAY. WITH SHOTGUN SHOOT 2 NEAR KD'S TILL DOWN THEN MOVE FORWARD TO POSITION 3 AND SHOOT 2 FAR KD'S. THEN WITH REVOLVERS SHOOT SAME INSTRUCTIONS AS RIFLE.

RIFLE MUST BE RESTAGED AT POSITION 1 FACING INTO RIGHT BERM OR YOU WILL BE CALLED BACK

B

STAGE 6 BAY 3



10 PISTOL 10 RIFLE 2+ SHOTGUN 1 EXTRA RIFLE FOR BONUS

STAGING: PISTOLS HOLSTERED, RIFLE AT POSITION 2(DOORWAY) AND SHOTGUN STAGED SAFELY.

SEQUENCE: SHOOTER'S CHOICE – RIFLE MAY NOT BE LAST

START: AT THE READY BUT NOT TOUCHING GUNS OR AMMO

ATB: WITH REVOLVERS DOUBLE TAP BLUE TARGET THEN DOUBLE TAP ALTERNATE BLACK TARGETS FOR 8 ROUNDS. AT POSITION 2(DOORWAY) WITH RIFLE DOUBLE TAP CENTER BLACKTARGET THEN DOUBLE TAP ALTERNATE INNER **BLUE** TARGETS FOR 8 ROUNDS. AT POSITION 3R OR 3L, SHOOT 2 KD'S TILL DOWN. WITH RIFLE, SHOOT BONUS TARGET FOR A 15 SECOND BONUS IF YOU HIT IT. NO PENALTY IF YOU CHOOSE NOT TO TRY. (BUT YOU WILL BE HECKLED IF YOU DON'T)