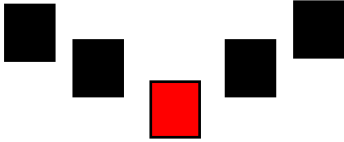
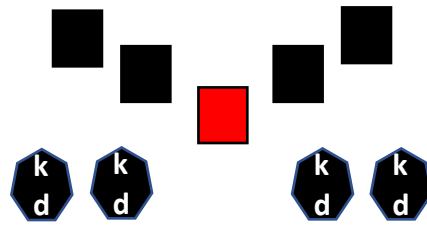


## Stage 1



1



2

**10 PISTOL 10 RIFLE 4+ SHOTGUN**

**STAGING: PISTOLS HOLSTERED. RIFLE AND SHOTGUN STAGED SAFELY.**

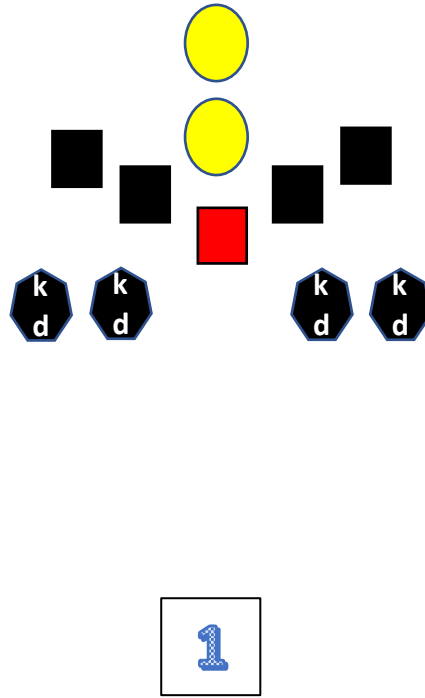
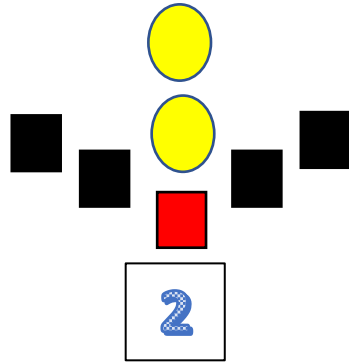
**SEQUENCE: SHOOTING ORDER IS SHOOTER'S CHOICE BUT RIFLE MAY NOT BE LAST**

**START: AT THE READY BUT NOT TOUCHING GUNS OR AMMO**

**ATB: WITH SHOTGUN AT POSITION 2 SHOOT 4 KD'S TILL DOWN. WITH RIFLE AT POSITION 2 SHOOT A DOUBLE TAP SWEEP FROM EITHER END. WITH PISTOLS FROM POSITION 1 SHOOT SAME INSTRUCTIONS AS RIFLE.**

**Yellow targets are not in play**

## Stage 2



**10 PISTOL 10 RIFLE 4+ SHOTGUN**


**STAGING:** PISTOLS HOLSTERED. RIFLE AND SHOTGUN STAGED AT POSITION 1

**SEQUENCE:** SHOOTING ORDER IS RIFLE THEN SHOTGUN THEN PISTOLS

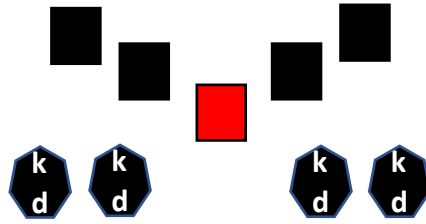
**START:** AT THE READY BUT NOT TOUCHING GUNS OR AMMO

**ATB:** AT POSITION 1 WITH RIFLE SHOOT TARGETS AS FOLLOWS – STARTING ON RED TARGET SWEEP 3 TGTS LEFT THEN 3 TARGETS UP THEN 3 TARGETS RIGHT THEN PUT LAST SHOT ON RED TARGET. SHOOT SHOTGUN AT POSITION 1 – 4 KD'S TILL DOWN. SHOOT PISTOLS AT POSITION 2 SAME INSTRUCTIONS AS PISTOLS.

## Stage 3



1



2

**10 PISTOL 10 RIFLE 2+ SHOTGUN**

**STAGING: PISTOLS HOLSTERED. RIFLE AND SHOTGUN STAGED SAFELY.**

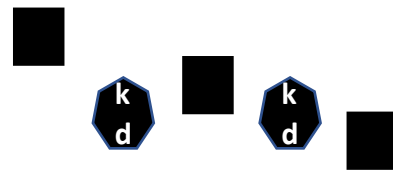
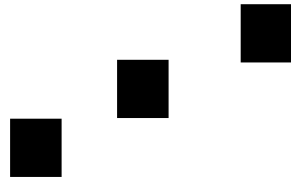
**SEQUENCE: SHOOTING ORDER IS SHOOTER'S CHOICE BUT RIFLE MAY NOT BE LAST**

**START: AT THE READY BUT NOT TOUCHING GUNS OR AMMO**

**ATB: WITH PISTOLS AT POSITION 1 SINGLE TAP TARGETS OUTSIDE, OUTSIDE, INSIDE INSIDE, MIDDLE, MIDDLE, INSIDE, INSIDE, OUTSIDE, OUTSIDE. REPEAT INSTRUCTIONS WITH RIFLE AT POSITION 2. WITH SHOTGUN AT POSITION 2 SHOOT 4 KD'S TILL DOWN**

**Yellow targets are not in play**

## Stage 4



**10 PISTOL 10 RIFLE 2+ SHOTGUN**

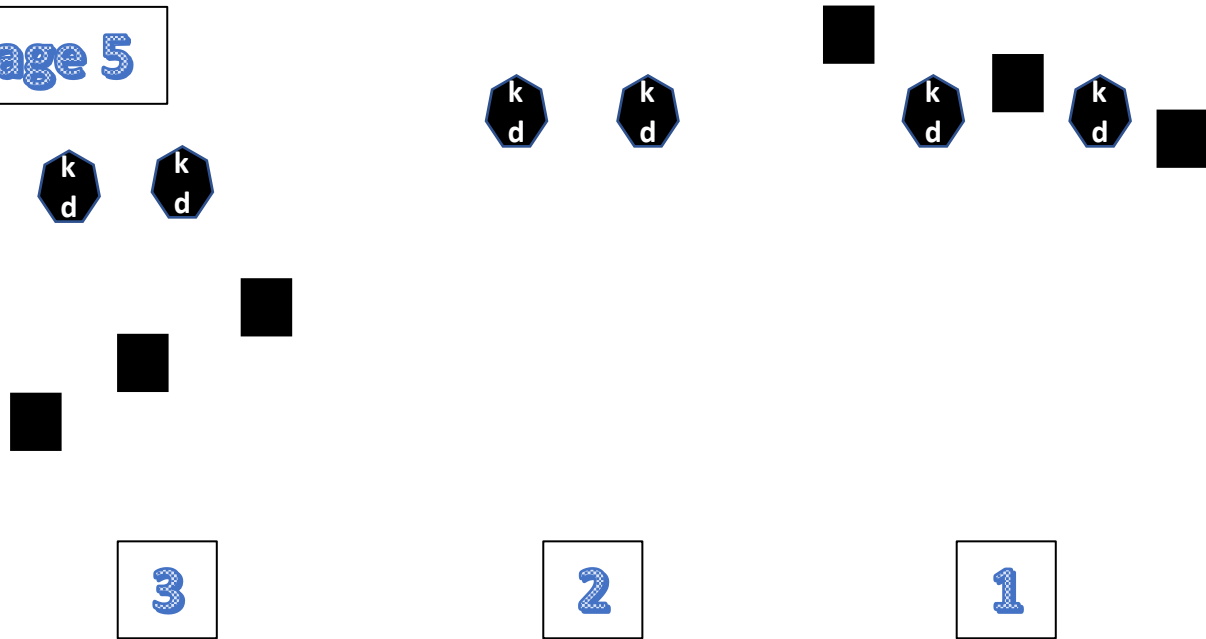
**STAGING:** PISTOLS HOLSTERED. RIFLE AND SHOTGUN STAGED SAFELY.

**SEQUENCE:** MAY START FROM POSITION 1 OR 2 BUT RIFLE MAY NOT BE LAST

**START:** AT THE READY BUT NOT TOUCHING GUNS OR AMMO

**ATB:** WITH RIFLE AT POSITION 1 DOUBLE TAP CENTER TARGET THEN DOUBLE TAP ALTERNATE BETWEEN 2 OUTSIDE TARGETS FOR REMAINDER OF SHOTS. AT POSITION 1 OR 2 WITH SHOTGUN SHOOT 2 KD'S TILL DOWN. AT POSITION 2 WITH PISTOLS, SHOOT SAME INSTRUCTIONS AS RIFLE.

## Stage 5



**10 PISTOL 10 RIFLE 4+ SHOTGUN**

**STAGING: PISTOLS HOLSTERED. RIFLE AND SHOTGUN STAGED SAFELY.**

**SEQUENCE: SHOOTER'S CHOICE. RIFLE MAY BE LAST**

**START: AT THE READY BUT NOT TOUCHING GUNS OR AMMO**

**ATB: WITH RIFLE AT POSITION 1 SHOOT A DOUBLE TAP NEVADA SWEEP STARTING FROM EITHER END. WITH SHOTGUN AT POSITION 1 SHOOT 2 KD'S TILL DOWN. AT POSITION 2, WITH SHOTGUN SHOOT 2 KD'S TILL DOWN AT POSITION 3 WITH SHOTGUN SHOOT 2 KD'S TILL DOWN. WITH PISTOLS AT POSITION 3 SHOOT SAME INSTRUCTIONS AS RIFLE.**

## Stage 6



**5 PISTOL 5 RIFLE 4+ SHOTGUN**

**STAGING: PISTOLS HOLSTERED. RIFLE AND SHOTGUN STAGED SAFELY.**

**SEQUENCE: MAY START FROM POSITION 1 OR 2 BUT RIFLE MAY NOT BE LAST**

**START: GUN OF CHOICE IN HAND(S) INDICATE READY BY YELLING: "I'M GONNA GO REAL FAST!"**

**ATB: AT POSITION 1 WITH RIFLE AND PISTOL(S) SWEEP TARGETS 5-3-2 FROM EITHER END. WITH SHOTGUN SHOOT 2 KD'S TILL DOWN THEN AT POSITION 2 SHOOT 2 KD'S TILL DOWN.**