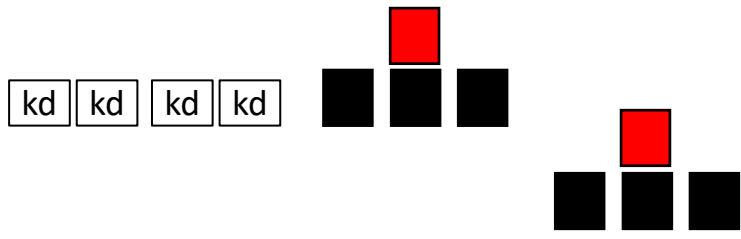


Stage 1



10 rifle, 10 pistol, 4+ shotgun

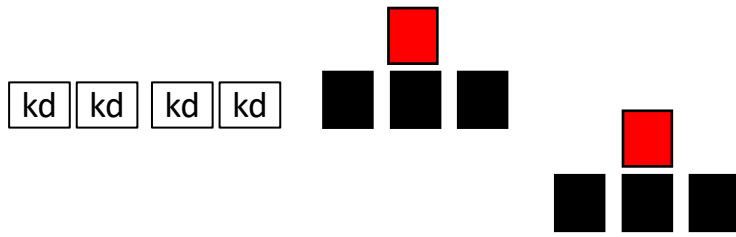
STAGING: Pistols holstered. Rifle and shotgun staged safely

SEQUENCE: rifle may not be last

START: Hands touching but not holding gun(s) of choice

ATB: At position 1 with shotgun shoot 4 kd's till down. With rifle at position 1 for 1st single tap black targets then 4x tap red target then single tap black targets. At position 2, shoot pistols same instructions as rifle.

Stage 2



10 rifle, 10 pistol, 2+ shotgun

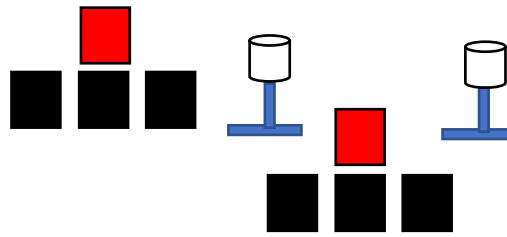
STAGING: Pistols holstered. Rifle and shotgun staged safely

SEQUENCE: pistols or shotgun 1st, rifle may not be last

START: At the ready but not touching guns or ammo

ATB: At position 1 with shotgun shoot 2 KD's till down. With rifle at position 2 sweep black targets 4-5-1 from either end. At position 3, shoot pistols same instructions as rifle.

Stage 3



1

2

10 rifle, 10 pistol, 2+ shotgun

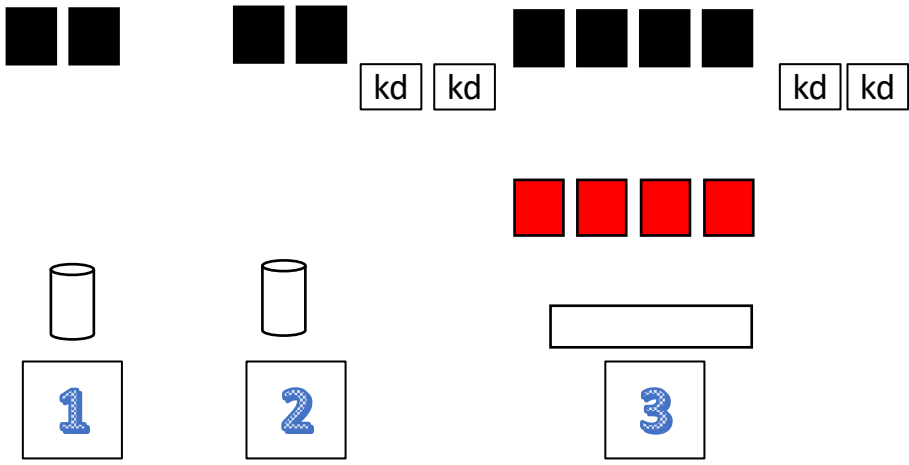
STAGING: Pistols holstered. Rifle and shotgun staged safely

SEQUENCE: rifle then pistols then shotgun

START: Hands touching hip pockets or where your hip pockets would be.

ATB: With rifle at position 1 sweep black targets 4-2-4 . At position 2 shoot pistols same instructions as rifle. At position 2 with shotgun shoot 2 water bottles till hit.

Stage 4



10 rifle, 10 pistol, 4+ shotgun

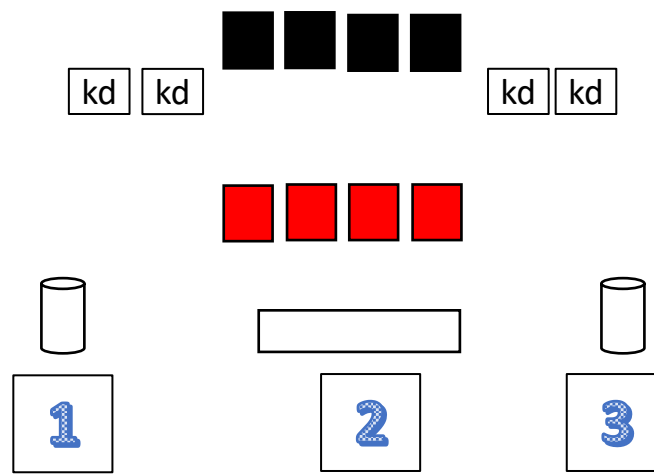
STAGING: Pistols holstered. Rifle staged at position 1 and shotgun at position 3

SEQUENCE: rifle then pistols then shotgun

START: Rifle in hands at position 1

ATB: At position 1 with rifle shoot left tgt twice and right tgt once then move to position 2 and single tap each tgt then move to position 3 and sweep tgts from left to right 1-1-1-2. At position 3 with pistols shoot pistol targets 10 times with at least 1 shot on each tgt. With shotgun shoot 4 kd's till down. Remember, both feet must be behind barrels at positions 1 & 2.

Stage 5



10 rifle, 10 pistol, 2+ shotgun

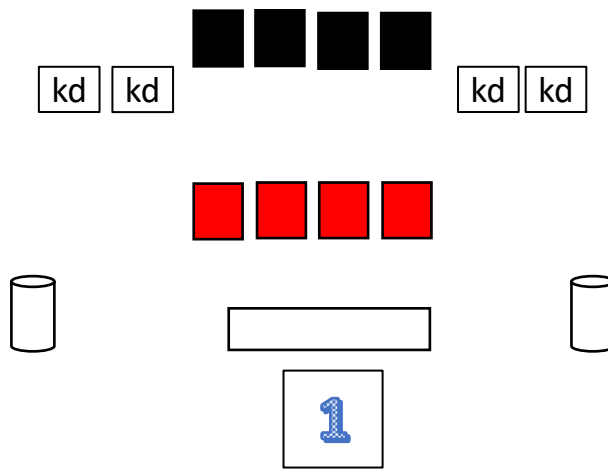
STAGING: Pistols holstered. Rifle and shotgun staged safely

SEQUENCE: Shotgun then rifle then pistols

START: may start at position 1 or 3 with shotgun in hand

ATB: At position 1 or 3 shoot 2 KD's till down. At position 2 with rifle triple tap outside targets then double tap inside targets. At position 2 with pistols shoot same instructions as rifle but on pistol targets. Remember, BOTH feet must be behind the position 2 table and at least 1 foot behind the blue barrels.

Stage 6



10 rifle, 10 pistol, 4+ shotgun

STAGING: Pistols holstered. Rifle and shotgun at position 1

SEQUENCE: Rifle may not be last

START: at the ready but not touching guns or ammo

ATB: At position 1 with rifle, shotgun and pistols for 24+ rounds shoot down 4 kd's and put at least 1 shot on each stationary tgt.