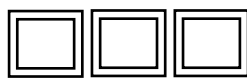


Stage 1



1



2

10 rifle, 10 pistol, 4+ shotgun

STAGING: Pistols holstered. Rifle and shotgun staged safely.

SEQUENCE: Pistols must be shot first

START: at the ready but not touching guns or ammo

ATB: At position 1 with pistols sweep targets 2-6-2 from either end. At position 2 with shotgun shoot 4 KD's till down. At position 2 shoot rifle targets same instructions as pistols.

Stage 2



10 pistol, 6+ shotgun

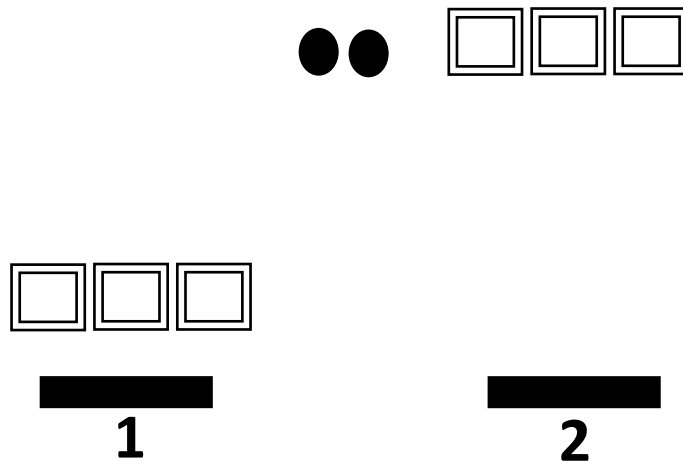
STAGING: Pistols holstered. shotgun staged safely.

SEQUENCE: shooter's choice but if starting with shotgun, all 6 KD's must be shot before pistols are shot.

START: Gun(s) in hand with muzzle(s) touching table

ATB: At position 1 with pistols sweep rifle targets 2-1-2 from either end then the same from the opposite end. At position 1 with shotgun shoot 2 KD's till down. With both feet BEHIND position 2 (blue barrel) shoot 2 KD's till down. With both feet BEHIND position (blue barrel) 3 shoot 2 KD's till down..

Stage 3



10 pistol, 10 rifle, 2+ shotgun

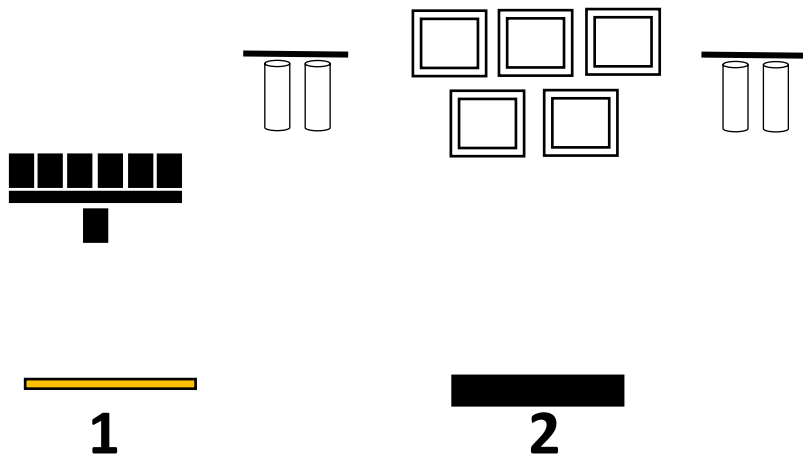
STAGING: Pistols holstered. Rifle and shotgun staged safely.

SEQUENCE: Order is shooter's choice

START: At the ready but not touching guns or ammo

ATB: At position 1 with pistols sweep targets 3-5-2 from either end. At position 1 or position 2 with shotgun shoot 2 KD's till down. At position 2 with rifle shoot same instructions as pistols

Stage 4



10 rifle, 10 pistol, 4+ shotgun

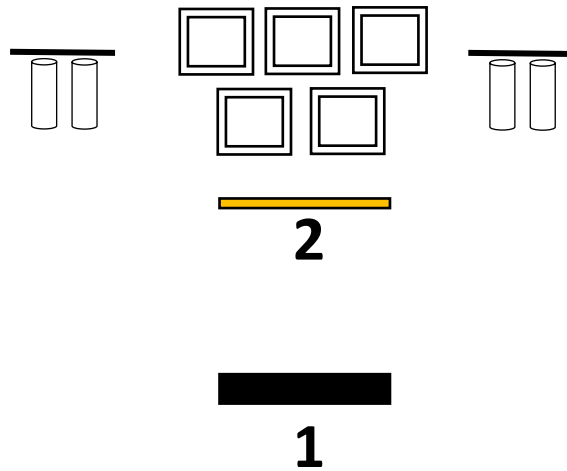
STAGING: Pistols holstered. Rifle and shotgun staged safely.

SEQUENCE: Shooter's choice. Rifle may not be last.

START: At the ready but not touching gun(s) or ammo

ATB: At position 1 with pistols for 10 rounds sweep plate rack plates till down. Shoot any remaining rounds on large plate under rack. At position 2 with rifle triple tap 3 top targets and then put last round on either bottom target. With shotgun shoot each gong 1 time each any order.

Stage 5



10 rifle, 10 pistol, 4+ shotgun

STAGING: Pistols holstered. Rifle and shotgun staged safely.


SEQUENCE: Pistols must be last

START: Long gun of choice in hand(s)

ATB: At position 1 with rifle for 10 shots double tap top three targets from either end then double tap sweep bottom targets from the opposite end. With shotgun double tap any two gongs. At position 2 with pistols shoot same instructions as rifle.

NOTE: Rifle and shotgun must be restaged facing into right berm

Stage 6



1

10 rifle, 10 pistol, 4+ shotgun

STAGING: Pistols holstered. Rifle and shotgun staged safely.

SEQUENCE: shooter's choice.

START: hands touching table

ATB: At position 1 for 20 rounds shoot top targets 6 times each and bottom targets 1 time each. At position 1 with shotgun shoot 4 gongs 1 time each.