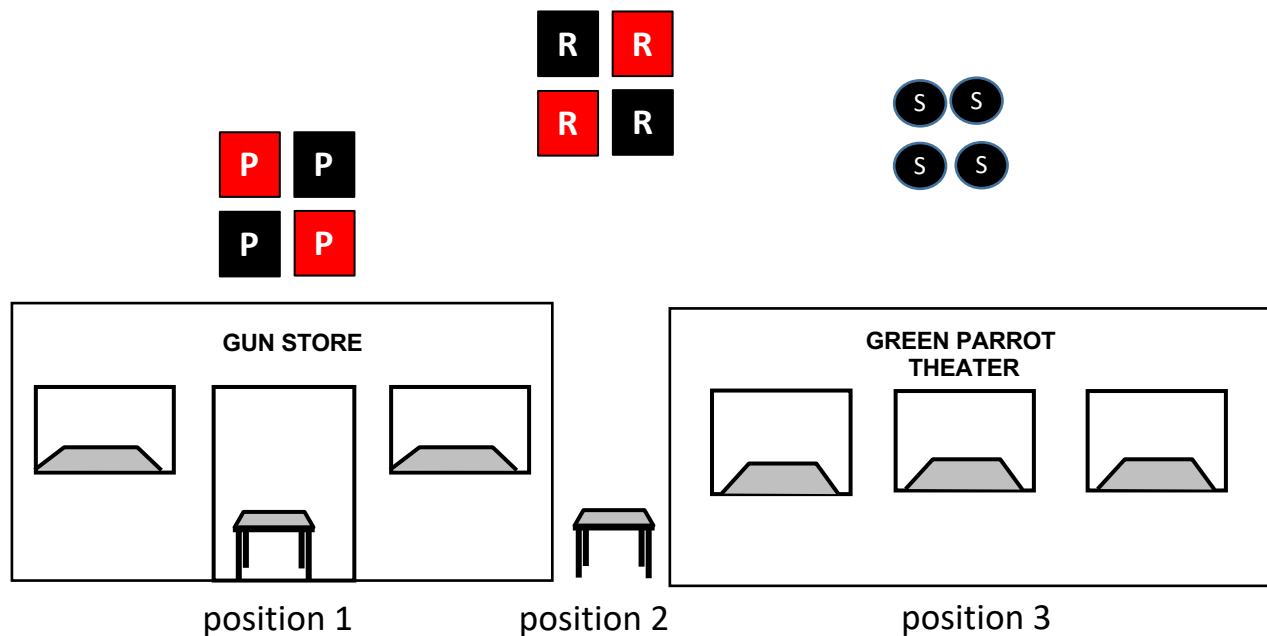


STAGE 1 BAY 2



10 PISTOL 10 RIFLE 4+ SHOTGUN

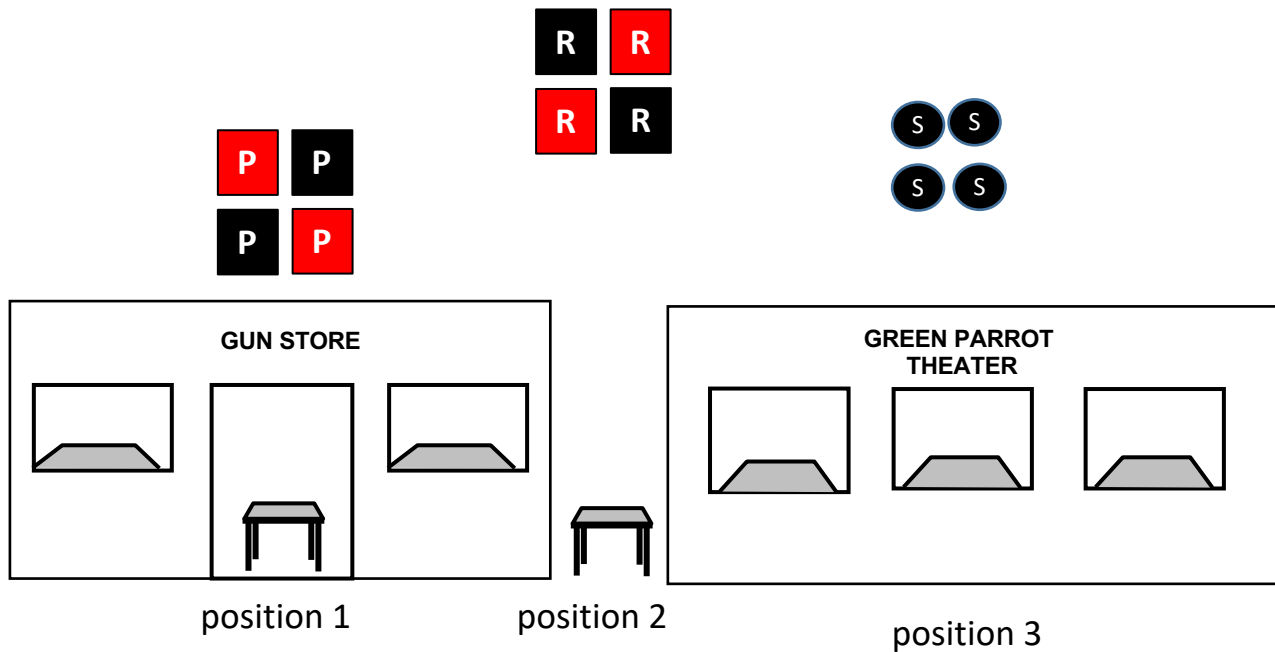
STAGING: PISTOLS HOLSTERED, RIFLE AND SHOTGUN STAGED SAFELY

SEQUENCE: SHOOTER'S CHOICE – RIFLE MAY NOT BE LAST

START: TEXAS SURRENDER.

ATB: WITH PISTOLS AT POSITION 1 SHOOT THE 4 P TARGETS IN A CLOCKWISE OR COUNTER-CLOCKWISE SWEEP (1 ON 1, 2 ON 2, 3 ON 3, 4 ON 4) STARTING AT TOP LEFT OR RIGHT CORNER. WITH SHOTGUN AT POSITION 3 SHOOT 4 KD'S TILL DOWN. AT POSITION 2 WITH RIFLE SHOOT R TARGETS SAME INSTRUCTIONS AS PISTOLS.

STAGE 2 BAY 2



10 PISTOL 10 RIFLE 4+ SHOTGUN

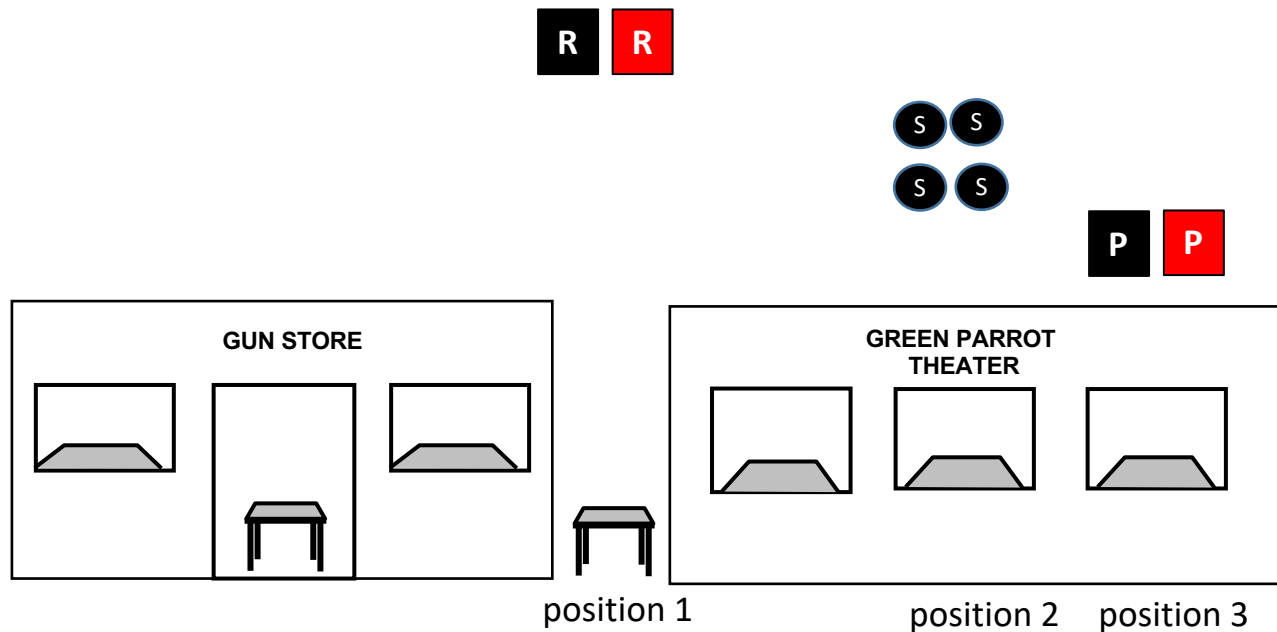
STAGING: PISTOLS HOLSTERED, RIFLE AND SHOTGUN STAGED SAFELY

SEQUENCE: SHOOTER'S CHOICE – RIFLE MAY NOT BE LAST

START: AT THE READY.

ATB: WITH PISTOLS AT POSITION 1 DOUBLE TAP THE RED P TARGETS THEN TRIPLE TAP THE BLACK P TARGETS. AT POSITION 2 SHOOT RIFLE SAME INSTRUCTIONS AS PISTOLS BUT USING RIFLE TARGETS. WITH SHOTGUN AT POSITION 3 SHOOT 4 KD'S TILL DOWN.

STAGE 3 BAY 2



10 PISTOL 10 RIFLE 4+ SHOTGUN

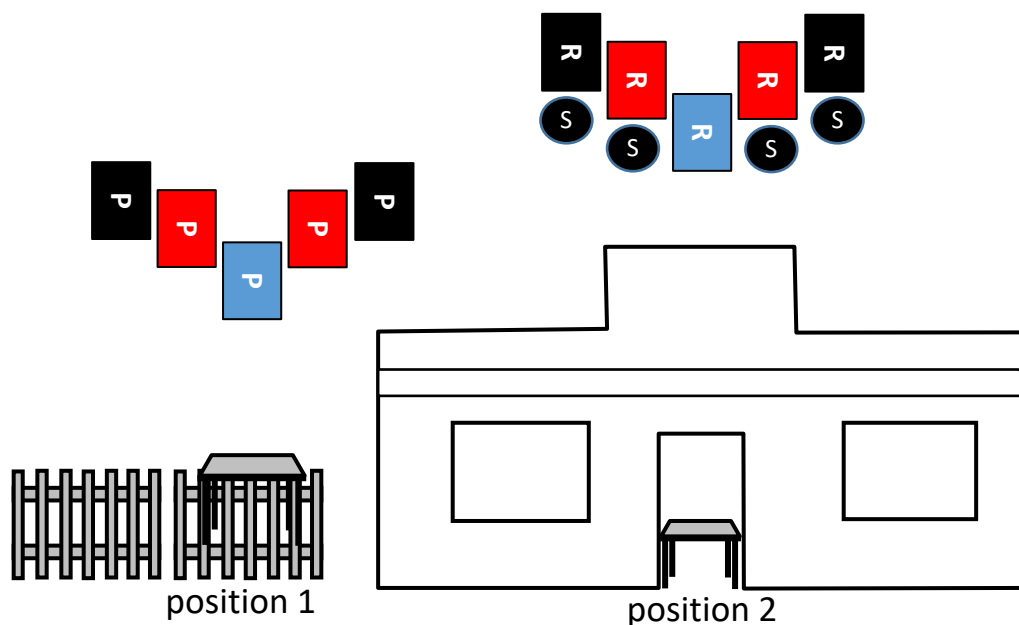
STAGING: PISTOLS HOLSTERED, RIFLE AND SHOTGUN STAGED SAFELY

SEQUENCE: RIFLE THEN SHOTGUN THEN PISTOLS

START: RIFLE IN HAND WITH MUZZLE TOUCHING TABLE TOP.

ATB: WITH RIFLE AT POSITION 1 DOUBLE TAP ALTERNATE BETWEEN TOP RED AND BLACK TARGETS FOR 10 ROUNDS. AT POSITION 2 SHOOT 4 KD'S TILL DOWN. AT POSITION 3 SHOOT PISTOLS SAME INSTRUCTIONS AS RIFLE.

STAGE 4 BAY 3



10 PISTOL 10 RIFLE 4+ SHOTGUN

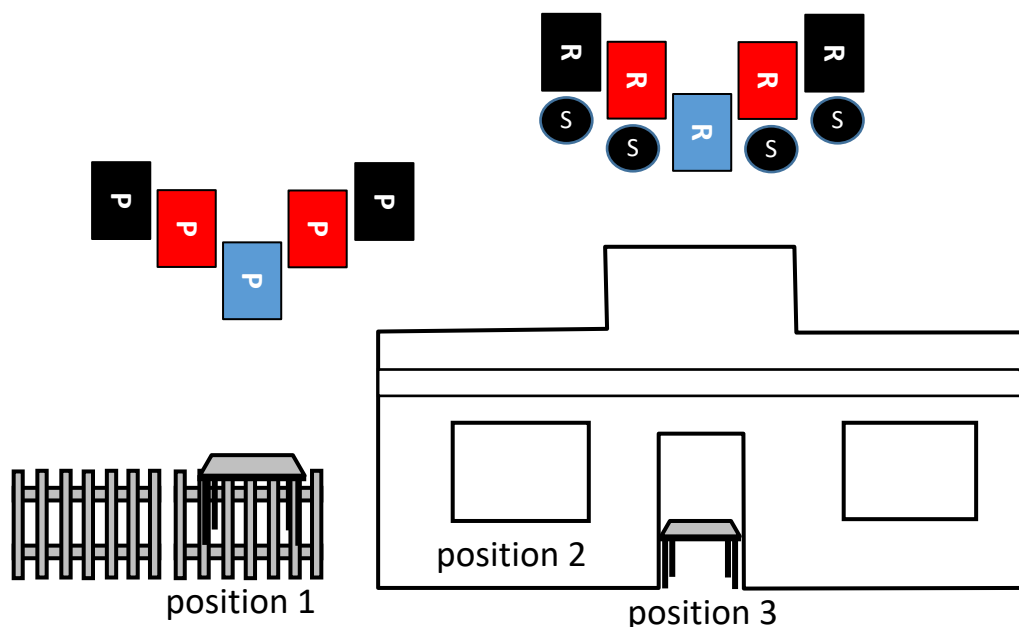
STAGING: PISTOLS HOLSTERED, RIFLE AND SHOTGUN STAGED SAFELY

SEQUENCE: SHOOTER'S CHOICE – RIFLE MAY NOT BE LAST

START: SASS DEFAULT.

ATB: AT POSITION 1 WITH PISTOLS TRIPLE TAP BLACK TARGETS THEN SINGLE TAP RED TARGETS THEN DOUBLE TAP BLUE TARGET. AT POSITION 2 WITH SHOTGUN SHOOT 4 KD'S TILL DOWN. AT POSITION 2 WITH RIFLE SHOOT SAME INSTRUCTIONS AS PISTOLS.

STAGE 5 BAY 3



10 PISTOL 10 RIFLE 4+ SHOTGUN

STAGING: PISTOLS HOLSTERED, RIFLE AND SHOTGUN STAGED SAFELY

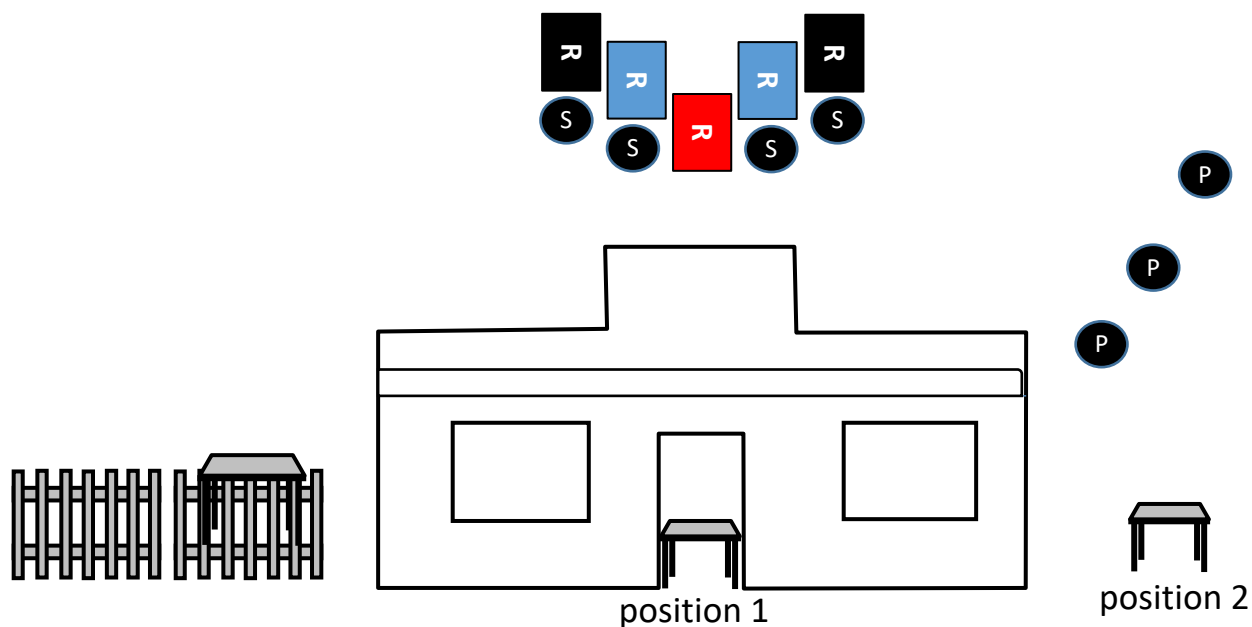
SEQUENCE: SHOOTER'S CHOICE – RIFLE MAY NOT BE LAST

START: AT POSITION POSITION OF CHOICE AT THE READY BUT NOT TOUCHING GUNS OR AMMO.

ATB: AT POSITION 1 WITH PISTOLS SINGLE TAP TGTS BLACK BLACK RED RED BLUE. THEN REPEAT FOR 2ND 5 SHOTS.

WITH SHOTGUN AT POSITION 2 SHOOT 2 KD'S AT EACH TILL DOWN. WITH SHOTGUN AT POSITION 3 SHOOT 2 KD'S AT EACH TILL DOWN. AT POSITION 3 SHOOT RIFLE SAME INSTRUCTIONS AS PISTOLS

STAGE 6 BAY 3



5 PISTOL 10 RIFLE 2+ SHOTGUN

STAGING: PISTOLS HOLSTERED, RIFLE AND SHOTGUN STAGED SAFELY

SEQUENCE: SHOOTER'S CHOICE – RIFLE MAY NOT BE LAST

START: AT POSITION OF CHOICE WITH GUN(S) IN HAND(S)

ATB: AT POSITION 1 WITH SHOTGUN SHOOT ANY 2 KD'S TILL DOWN. AT POSITION 1 WITH RIFLE PUT AT LEAST 1 SHOT ON EACH TGT. AT POSITION 2 WITH PISTOL(S) SWEEP TARGETS 2-2-1.