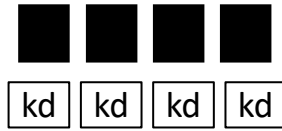


Stage 1



1

2

10 rifle, 10 pistol, 4 shotgun

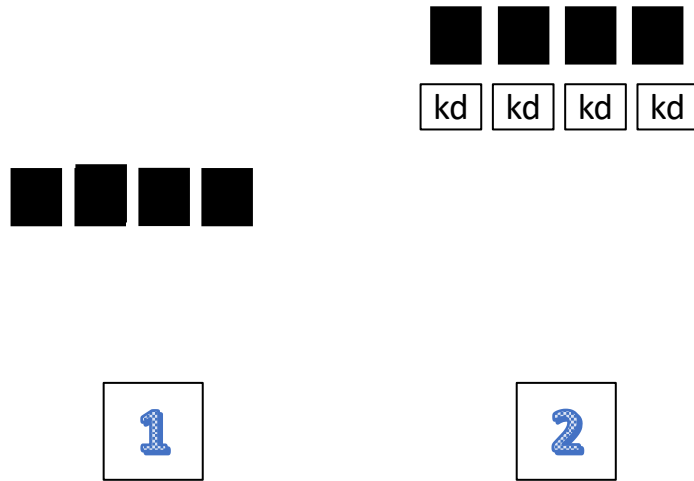
STAGING: Pistols holstered. Rifle and shotgun at posit 2.

SEQUENCE: Pistols must be last

START: hands on table but not touching gun of choice

ATB: At position 1 with pistols sweep targets 1 on 1, 2 on 2, 3 on 3, 4 on 4 from either end. At position 2 with shotgun, shoot. 4 KD's till down. At position 2, shoot rifle same instructions as pistols.

Stage 2



10 rifle, 10 pistol, 4+ shotgun

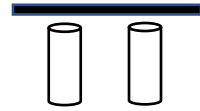
STAGING: Pistols holstered. Rifle and shotgun at posit 2.

SEQUENCE: Shooter's choice

START: Hands on table but not touching gun(s).

ATB: At position 1 with pistols single tap targets outside – outside, inside – inside, outside – outside, inside – inside, outside – outside. At position 2 shoot rifle same instructions as pistols. At Position 2 with shotgun shoot 4 KD's till down.

Stage 3



1

10 rifle, 10 pistol, 4 shotgun

STAGING: Pistols holstered. Rifle and shotgun at posit 1.

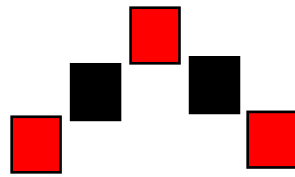
SEQUENCE: Rifle may not be last

START: hands on table but not touching gun of choice

ATB: At position 1 with rifle and pistols sweep targets from either end 6 – 4, 6 - 4. With shotgun shoot gongs twice each

Stage 4

kd kd



kd kd



1

2

10 rifle, 10 pistol, 2+ shotgun

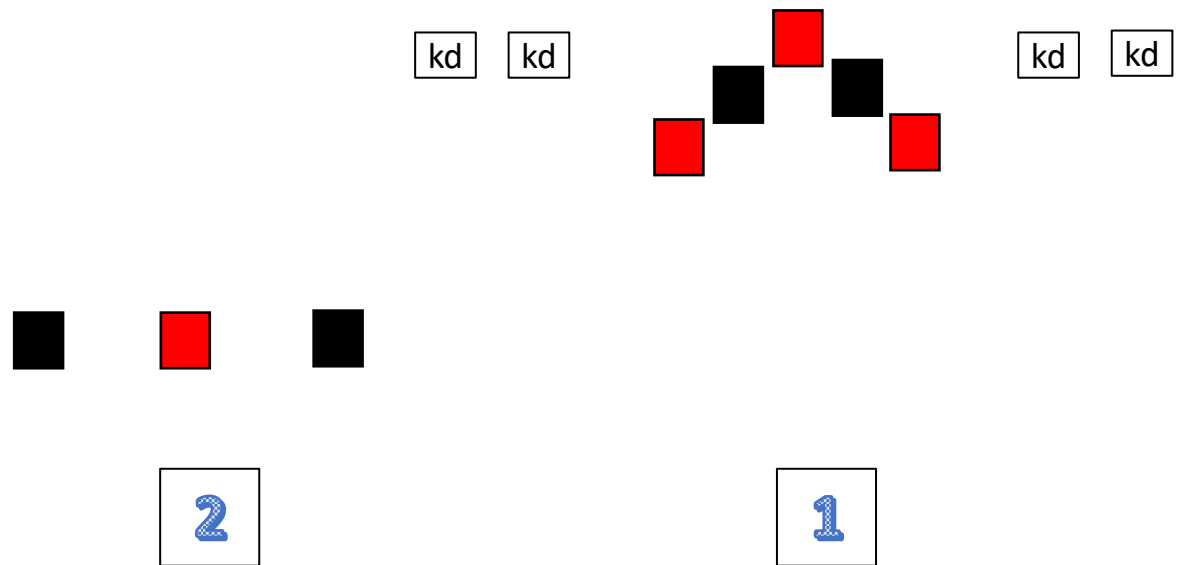
STAGING: Pistols holstered. Rifle and shotgun staged safely.

SEQUENCE: Shooter's choice – Rifle may not be last

START: At the ready but not touching gun(s) or ammo

ATB: At position 1 with pistols sweep targets 2-5-3. With shotgun anywhere from position 1 to 2 shoot 2 KD's till down. At position 2 with rifle. Shoot red targets same instructions as pistols.

Stage 5



10 rifle, 10 pistol, 4+ shotgun

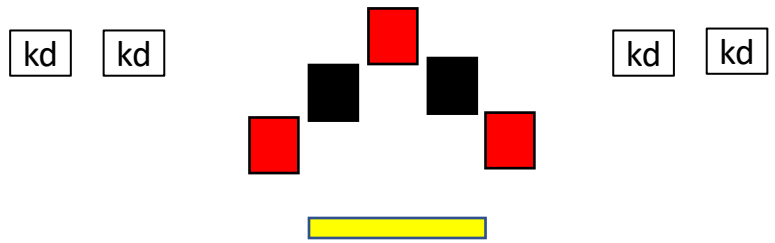
STAGING: Pistols holstered. Rifle and shotgun staged safely.

SEQUENCE: Shotgun then rifle then pistols

START: Shotgun in hand at position 1

ATB: At position 1 with shotgun shoot 4 KD's till down. With rifle shoot a 5 shot Nevada sweep on left 3 targets then repeat on right 3 targets. At position 2 with pistols shoot 3 targets in 2 – 5 shot Nevada sweeps with 2nd sweep starting on opposite end as the 1st sweep.

Stage 6



5 rifle, 5 pistol, 2+ shotgun

STAGING: Pistols holstered. Rifle and shotgun staged safely.

SEQUENCE: Pistols must be last

START: Rifle or shotgun in hand

ATB: At position 1 with rifle alternate between any 2 red targets for 5 rounds. At position 1 with shotgun shoot 2 KD's till down. At yellow board with pistol(s) alternate between 2 black targets for 5 rounds. Long guns **MUST BE RESTAGED FACING INTO RIGHT BERM.**