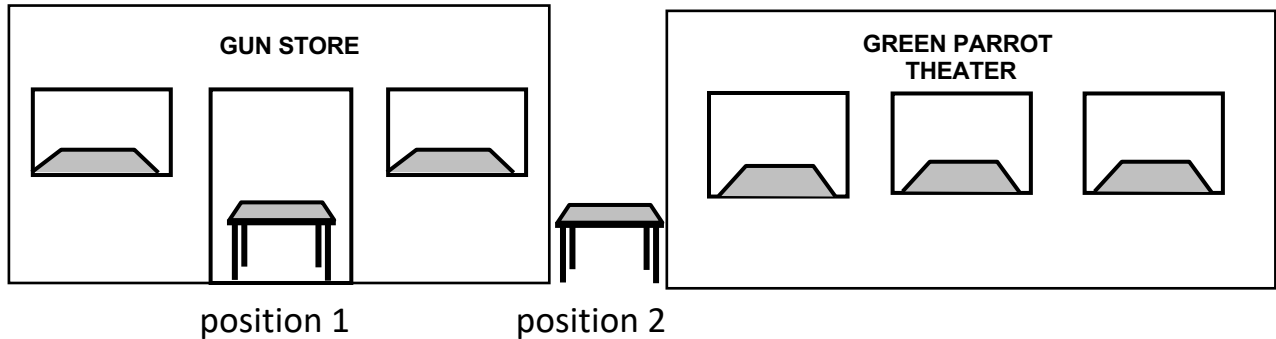



MAIN MATCH - STAGE 1 BAY 2



10 PISTOL 10 RIFLE 2+ SHOTGUN

STAGING: PISTOLS HOLSTERED, RIFLE AND SHOTGUN AT POSITION 2.

SEQUENCE: SHOOTING ORDER IS SHOOTER'S CHOICE. RIFLE MAY NOT BE LAST.

START: AT THE READY – NOT TOUCHING GUN(S) OR AMMO

ATB: WITH PISTOLS AT POSITION 1 SHOOT TARGETS IN A 2-5-3 SWEEP FROM EITHER END. AT POSITION 2 WITH RIFLE SHOOT SAME INSTRUCTIONS AS PISTOLS. AT POSITION 2 SHOOT 2 KD'S TILL DOWN.

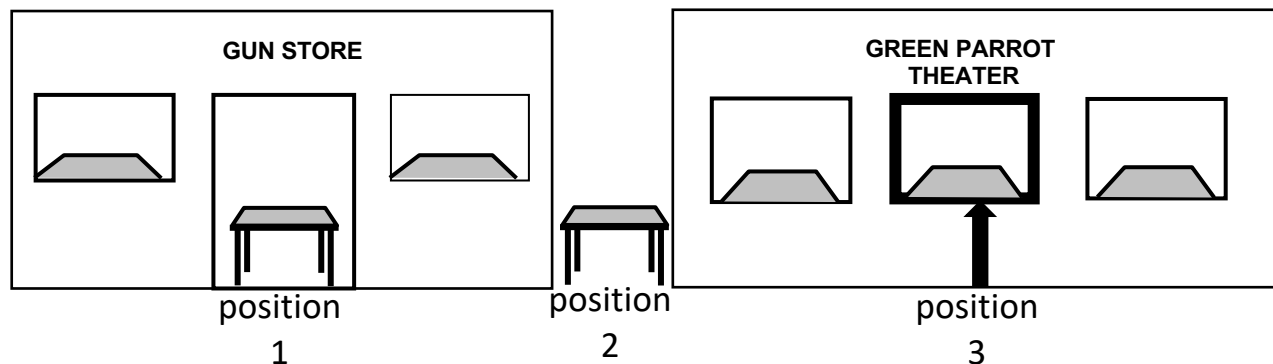
MAIN MATCH - STAGE 2 BAY 2

R R R

S S S

S S S

P P P



10 PISTOL 10 RIFLE 6+ SHOTGUN

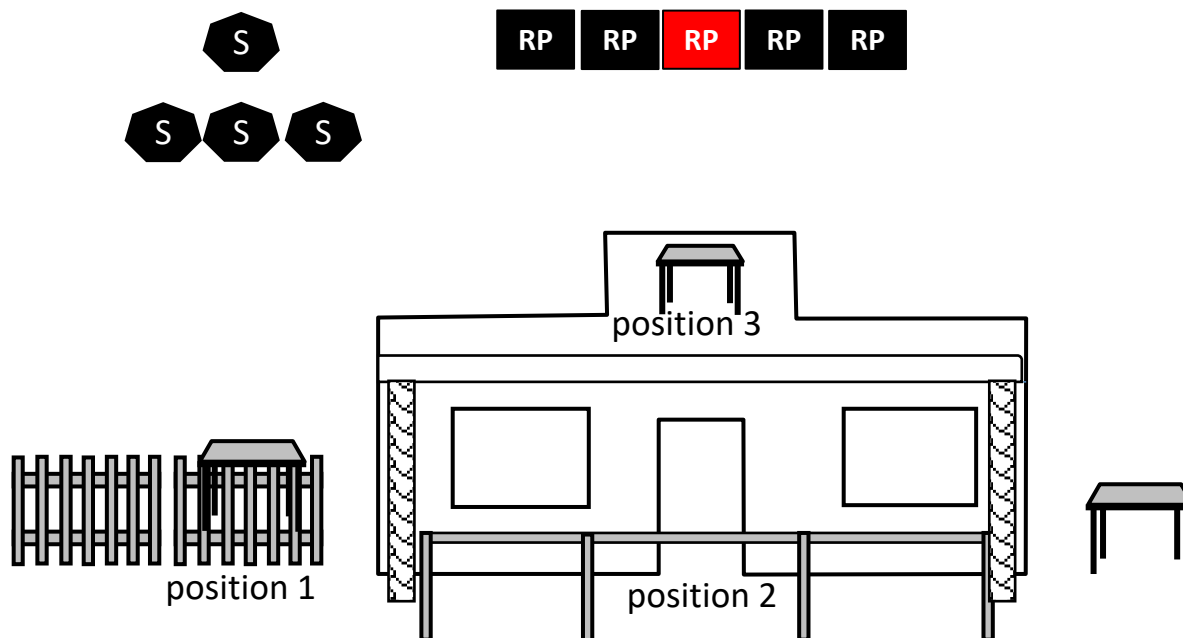
STAGING: PISTOLS HOLSTERED, RIFLE STAGED AT POSITION 1 AND SHOTGUN STAGED ANYWHERE SAFELY.

SEQUENCE: SHOOTING ORDER IS SHOOTER'S CHOICE. RIFLE MAY NOT BE LAST.

START: AT POSITION OF CHOICE WITH HANDS ON DOOR OR WINDOW FRAME

ATB: WITH RIFLE AT POSITION 1 TRIPLE TAP RIFLE TARGETS THEN PUT LAST SHOT ON ANY PISTOL TARGET. AT POSITION 1 WITH PISTOLS TRIPLE TAP PISTOL TARGETS THEN PUT LAST SHOT ON ANY RIFLE TARGET. WITH SHOTGUN AT POSITION 2 SHOOT 3 KD'S TILL DOWN AND AT POSITION 3 SHOOT 3 KD'S TILL DOWN.

MAIN MATCH - STAGE 3 BAY 3



10 PISTOL 10 RIFLE 4+ SHOTGUN

STAGING: PISTOLS HOLSTERED, RIFLE STAGED VERTICALLY AT POSITION 2(DOORWAY) AND SHOTGUN AT POSITION 1

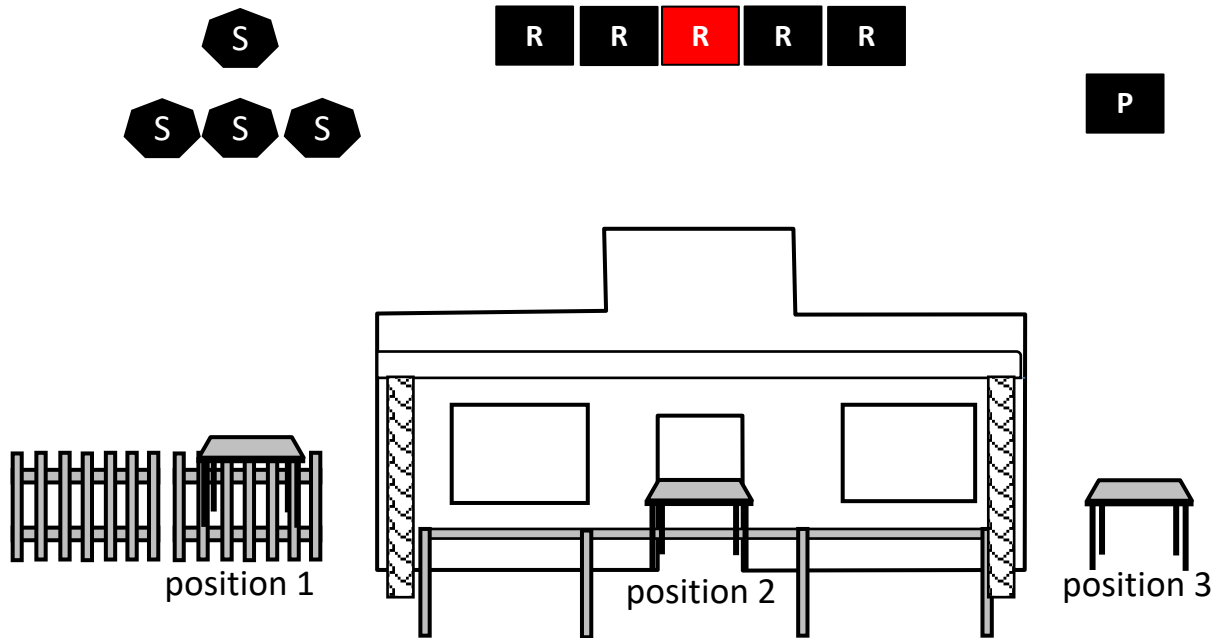
SEQUENCE: SHOTGUN THEN RIFLE THEN PISTOLS

START: AT POSITION 1 WITH SHOTGUN IN HANDS.

ATB: AT POSITION 1 WITH SHOTGUN SHOOT 4 KD'S TILL DOWN. RESTAGE SHOTGUN FACING INTO LEFT BERM. AT POSITION 2 WITH RIFLE, SHOOT TARGETS IN A DOUBLE TAP SWEEP FROM EITHER END. TAKE RIFLE WITH YOU AND MOVE FORWARD TO POSITION 3 AND SHOOT PISTOLS SAME INSTRUCTIONS AS RIFLE.

SHOTGUN MUST BE RESTAGED AT POSITION 1

MAIN MATCH - STAGE 4 BAY 3



10 PISTOL 10 RIFLE 4+ SHOTGUN

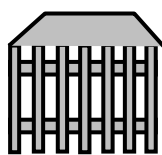
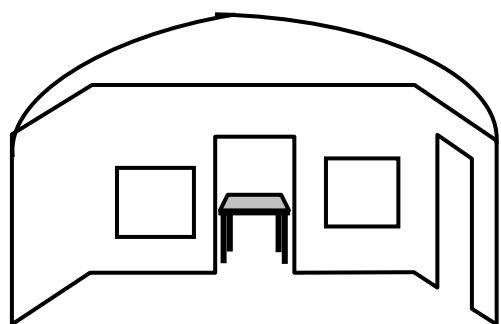
STAGING: PISTOLS HOLSTERED, RIFLE STAGED AT POSITION 2 AND SHOTGUN AT POSITION 1.

SEQUENCE: SHOOTING ORDER IS SHOOTER'S CHOICE. RIFLE MAY NOT BE LAST.

START: AT POSITION OF CHOICE WITH GUN OF CHOICE IN HAND(S) AND MUZZLE(S) TOUCHING TABLETOP.

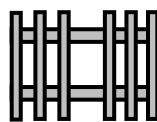
ATB: WITH SHOTGUN AT POSITION 1 SHOOT ANY 4 KD'S TILL DOWN. WITH RIFLE SHOOT RED TARGET ONCE THEN SINGLE TAP SWEEP BLACK TARGETS FROM EITHER END THEN SHOOT RED TARGET ONCE AGAIN AND THEN SWEEP BLACK TARGETS ONCE EACH FROM EITHER END. WITH PISTOLS AT POSITION 3 SHOOT TARGET IN A CONTINUOUS NEVADA SWEEP.

MAIN MATCH - STAGE 5 BAY 4




position

1



position

2



position

3

position

4

10 PISTOL 10 RIFLE 4+ SHOTGUN

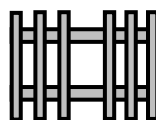

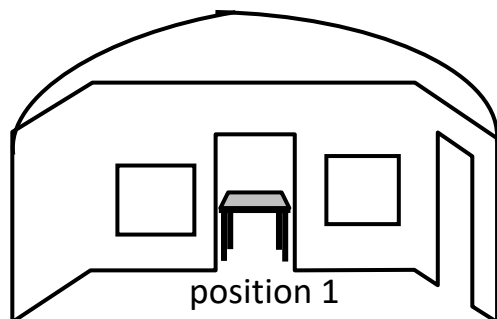
STAGING: PISTOLS HOLSTERED, RIFLE AND SHOTGUN STAGED SAFELY

SEQUENCE: MAY START AT POSITION 4 WITH SHOTGUN OR POSITION 1 WITH PISTOL(S)


START: AT THE READY BUT NOT TOUCHING GUN(S) OR AMMO.

ATB: WITH PISTOLS AT POSITION 1 FOR 5 SHOTS SHOOT TARGETS 2-1-2. AT POSITION 2 WITH RIFLE SWEEP RIFLE TARGETS 2-1-2 FROM EITHER END FOR 1ST 5 ROUNDS THEN REPEAT FOR 2ND 5 ROUNDS. AT POSITION 3 SHOOT PISTOL(S) SAME INSTRUCTIONS AS 1ST PISTOL. AT POSITION 4 WITH SHOTGUN SHOOT 4 KD'S TILL DOWN.

MAIN MATCH - STAGE 6 BAY 4



position
1



position
2 position
3

10 PISTOL 10+1 RIFLE 2+ SHOTGUN

STAGING: PISTOLS HOLSTERED, RIFLE AT POSITION 1 AND SHOTGUN AT POSITION 3.

SEQUENCE: SHOOTING ORDER IS RIFLE, PISTOL, SHOTGUN

START: AT POSITION 1 WITH RIFLE AT PORT ARMS

ATB: AT POSITION 1 WITH RIFLE SHOOT RED RIFLE TARGET ONCE THEN TRIPLE TAP ALTERNATE BETWEEN BLACK RIFLE TARGETS. WITH PISTOLS AT POSITION 2 SHOOT BLACK PISTOL TARGET ONCE THEN TRIPLE TAP ALTERNATE BETWEEN RED PISTOL TARGETS. AT POSITION 3 WITH SHOTGUN SHOOT 2 OUTSIDE KD'S TILL DOWN.