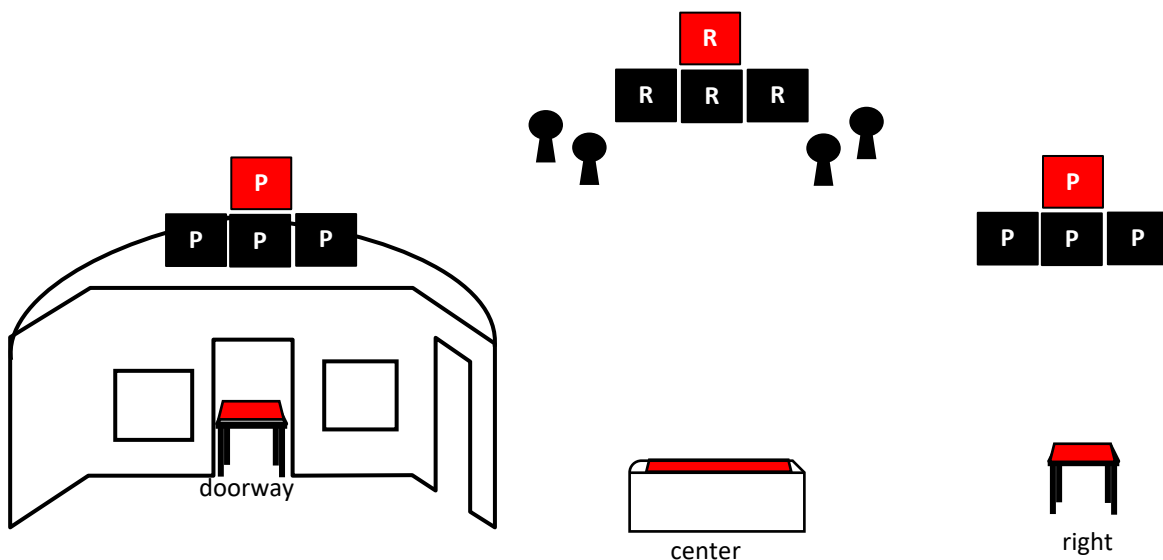


# STAGE 1 BAY 4



**10 PISTOL - 10 RIFLE - 4+ SHOTGUN**

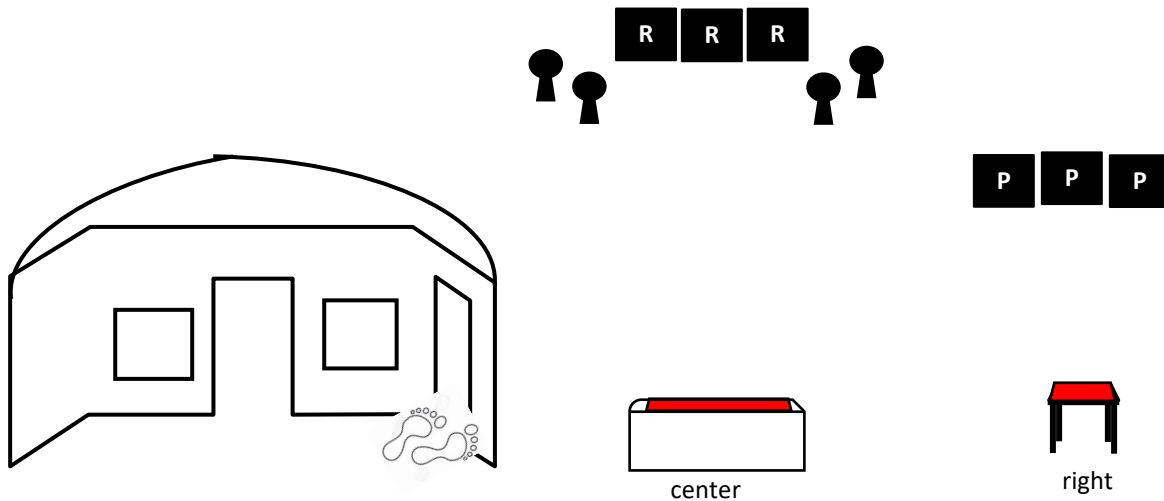
**STAGING:** PISTOLS HOLSTERED - RIFLE AND SHOTGUN STAGED SAFELY

**SEQUENCE:** SHOOTER'S CHOICE, RIFLE MAY NOT BE LAST

**START:** AT THE READY BUT NOT TOUCHING GUNS OR AMMO AT THE SHOOTER'S POSITION OF CHOICE

**ATB:** WITH PISTOLS AT STABLE DOORWAY **OR** AT THE RIGHT TABLE, FOR 1<sup>ST</sup> 5 SHOTS DOUBLE TAP RED TARGET AND SINGLE TAP THE BLACK TARGETS, REPEAT FOR 2<sup>ND</sup> 5 SHOTS. WITH RIFLE AT CENTER, SHOOT SAME INSTRUCTIONS AS PISTOLS. WITH SHOTGUN AT CENTER SHOOT 4 KD'S TILL DOWN.

# STAGE 2 BAY 4



**10 PISTOL - 10 RIFLE - 4+ SHOTGUN**

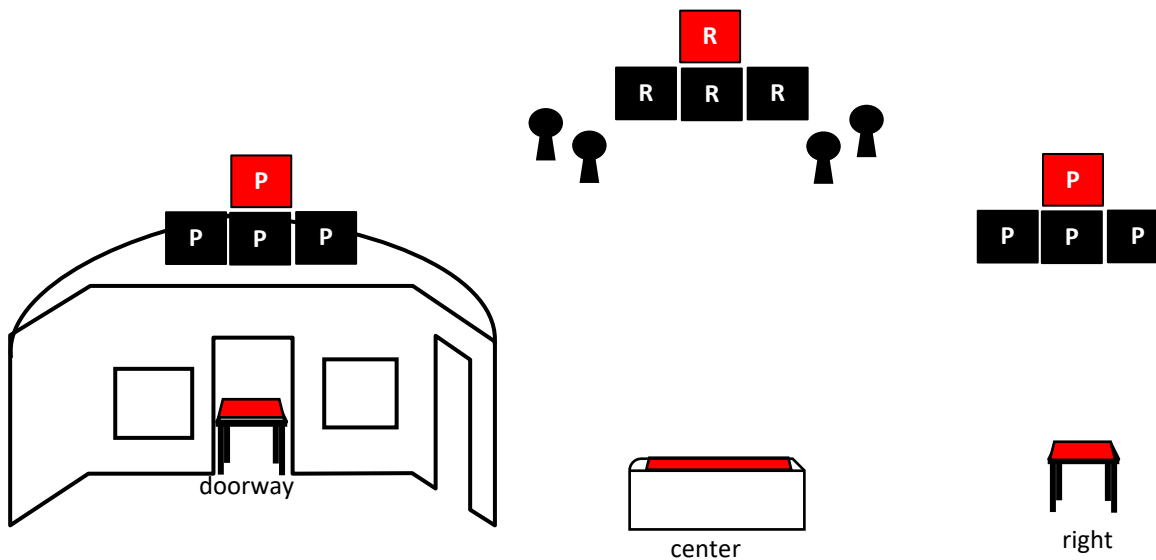
**STAGING: PISTOLS HOLSTERED - RIFLE AND SHOTGUN STAGED SAFELY**

**SEQUENCE: PISTOLS MUST BE LAST. NOTE: RED TARGETS ARE NOT IN PLAY.**

**START: STANDING IN THE SIDE DOOR OF STABLE WITH HANDS ON HAT.**

**ATB: WITH RIFLE AT CENTER SWEEP 3 BLACK TARGETS 2-5-3. WITH SHOTGUN AT CENTER SHOOT 4 KD'S TILL DOWN. AT RIGHT TABLE SHOOT PISTOLS SAME INSTRUCTIONS AS RIFLE.**

# STAGE 3 BAY 4



**10 PISTOL - 10 RIFLE - 4+ SHOTGUN**

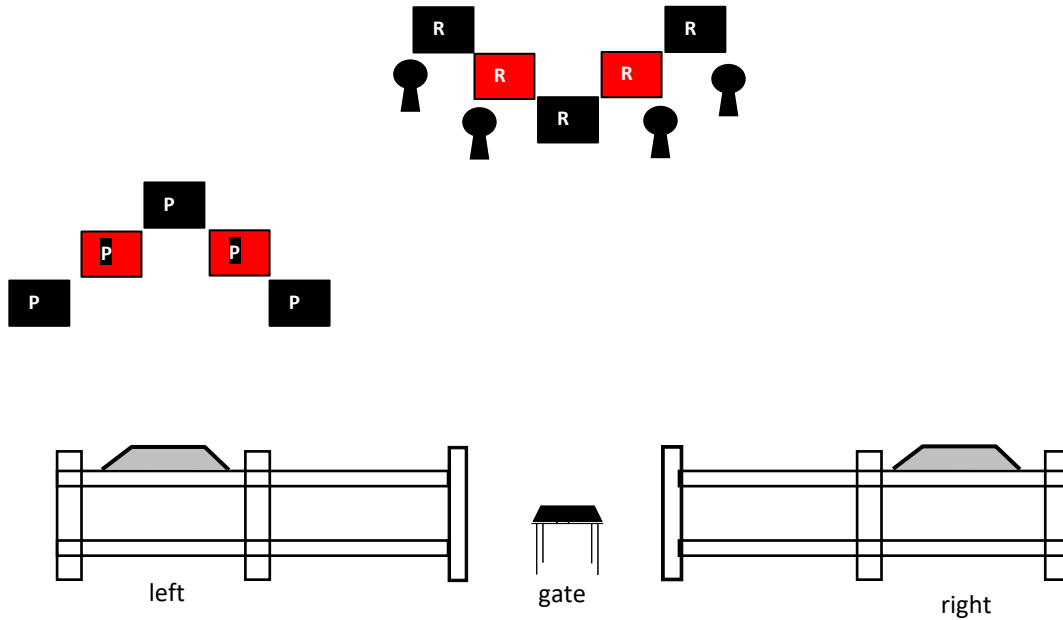
**STAGING: PISTOLS HOLSTERED - RIFLE AND SHOTGUN STAGED SAFELY**

**SEQUENCE: SHOOTER'S CHOICE. RIFLE MAY NOT BE LAST**

**START: AT THE READY BUT NOT TOUCHING GUNS OR AMMO AT THE CENTER POSITION**

**ATB: WITH SHOTGUN AT CENTER SHOOT 4 KD'S TILL DOWN. WITH RIFLE AT CENTER TRIPLE TAP BLACK TARGETS AND SINGLE TAP RED TARGET. WITH PISTOLS AT RIGHT TABLE OR STABLE DOORWAY SHOOT SAME INSTRUCTIONS AS RIFLE.**

# STAGE 4 BAY 5



**10 PISTOL 10 RIFLE 4+ SHOTGUN**

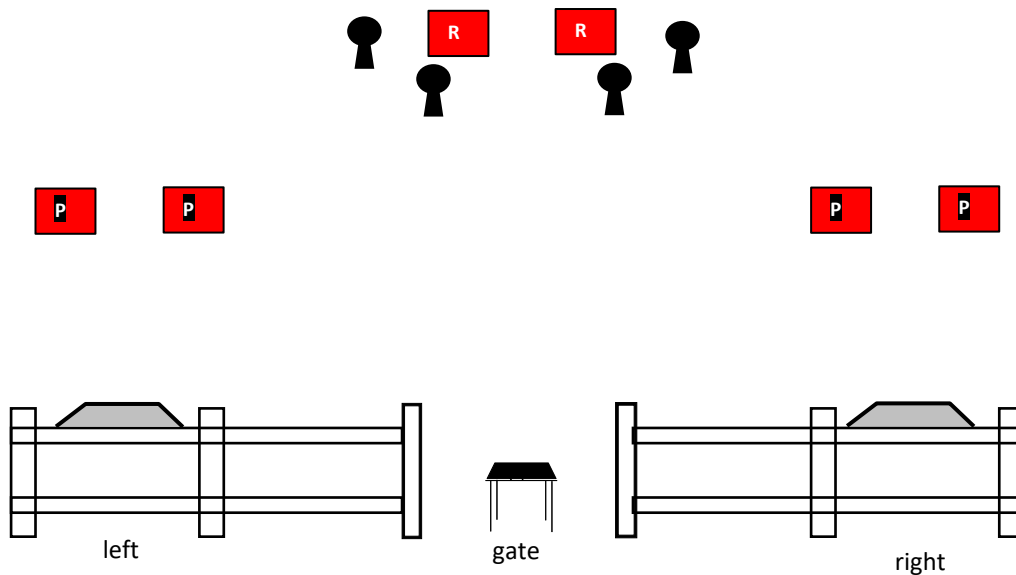
**STAGING:** PISTOLS HOLSTERED. RIFLE AND SHOTGUN STAGED SAFELY.

**SEQUENCE:** SHOOTER'S CHOICE. RIFLE MAY NOT BE LAST.

**START:** GUN OR GUNS OF CHOICE IN HAND OR HANDS BUT NOT TOUCHING AMMUNITION.

**ATB:** WITH PISTOLS AT LEFT POSITION SHOOT A DOUBLE TAP SWEEP FROM EITHER END. WITH RIFLE AT GATE SHOOT SAME INSTRUCTIONS AS PISTOLS. WITH SHOTGUN AT GATE SHOOT 4 KD'S TILL DOWN.

# STAGE 5 BAY 5



**10 PISTOL 10 RIFLE 4+ SHOTGUN**

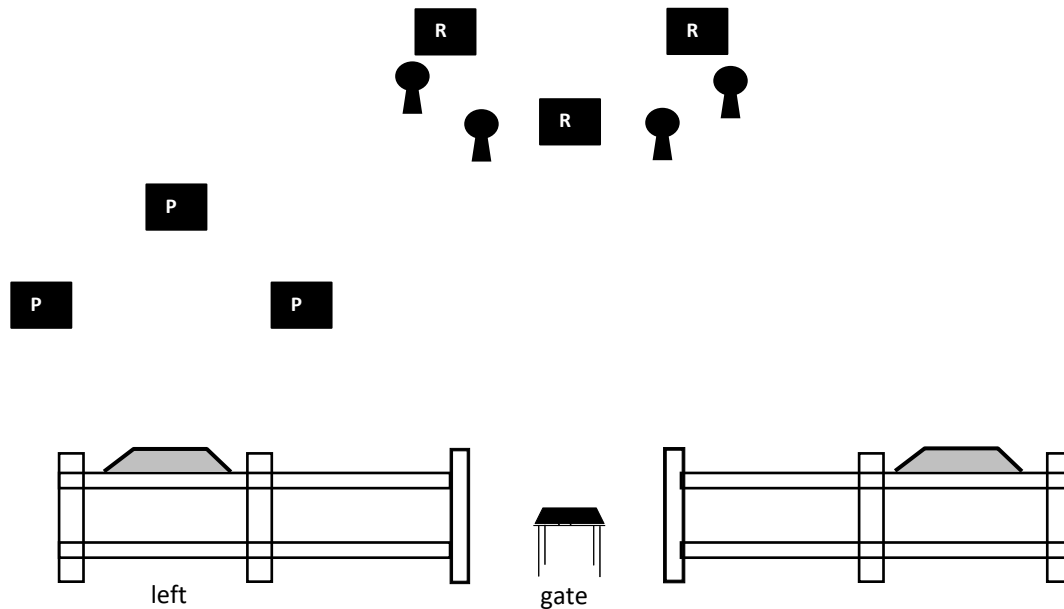
**STAGING:** PISTOLS HOLSTERED. RIFLE AND SHOTGUN STAGED SAFELY.

**SEQUENCE:** SHOOTER'S CHOICE. RIFLE MAY NOT BE LAST.

**START:** GUN OR GUNS OF CHOICE IN HAND OR HANDS BUT NOT TOUCHING AMMUNITION.

**ATB:** WITH PISTOLS AT LEFT OR RIGHT POSITION ALTERNATE BETWEEN THE 2 RED TARGETS -1 ON 1, 2 ON 2, 3 ON 3, 4 ON 4 STARTING FROM EITHER END. WITH RIFLE AT GATE SHOOT SAME INSTRUCTIONS AS PISTOLS. WITH SHOTGUN AT GATE SHOOT 4 KD'S TILL DOWN.

# STAGE 6 BAY 5



**5 PISTOL 5 RIFLE 2+ SHOTGUN**

**STAGING: PISTOLS HOLSTERED. RIFLE AND SHOTGUN STAGED SAFELY.**

**SEQUENCE: SHOOTER'S CHOICE. RIFLE MAY NOT BE LAST.**

**START: GUN OR GUNS OF CHOICE IN HAND OR HANDS BUT NOT TOUCHING AMMUNITION.**

**ATB: WITH PISTOLS AT LEFT POSITION SHOOT BLACK TARGETS 2-1-2. AT GATE WITH RIFLE SHOOT SAME INSTRUCTIONS AS PISTOLS. WITH SHOTGUN SHOOT ANY 2 KD'S TILL DOWN**

**NOTE: SHOOTER MAY SUBSTITUTE A 2<sup>ND</sup> PISTOL FOR THE RIFLE BUT IT MUST BE SHOT FROM THE GATE POSITION..**