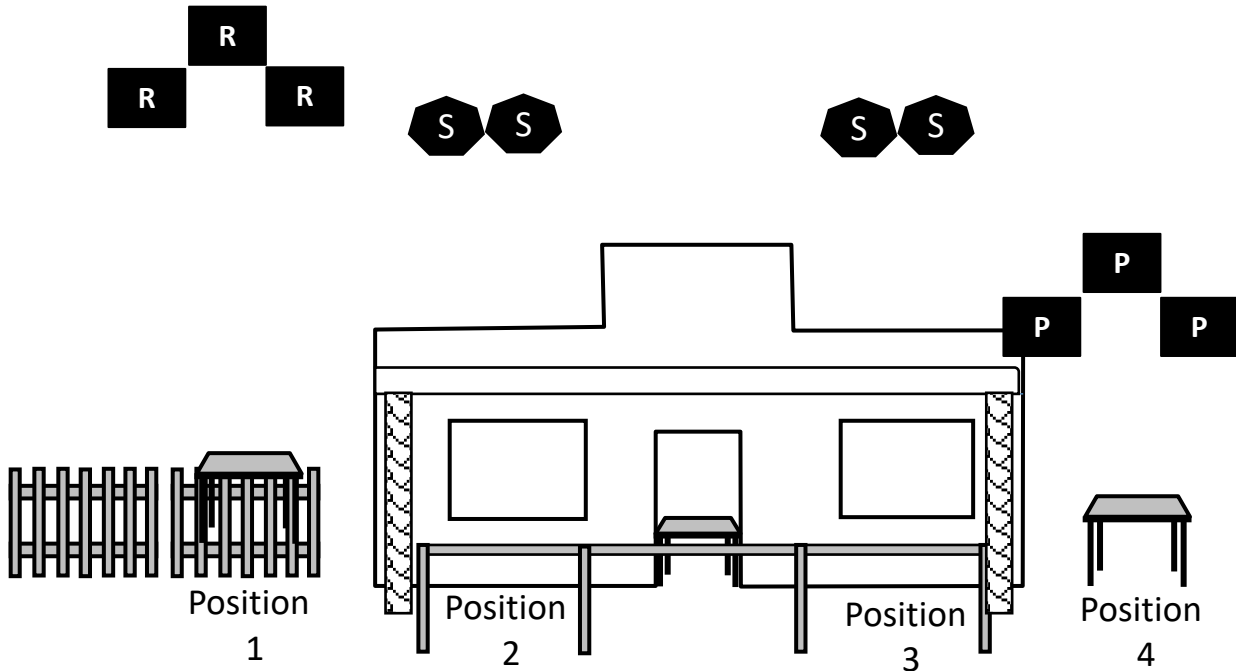


# STAGE 1 BAY 3



**10 PISTOL 10 RIFLE 2+ SHOTGUN**

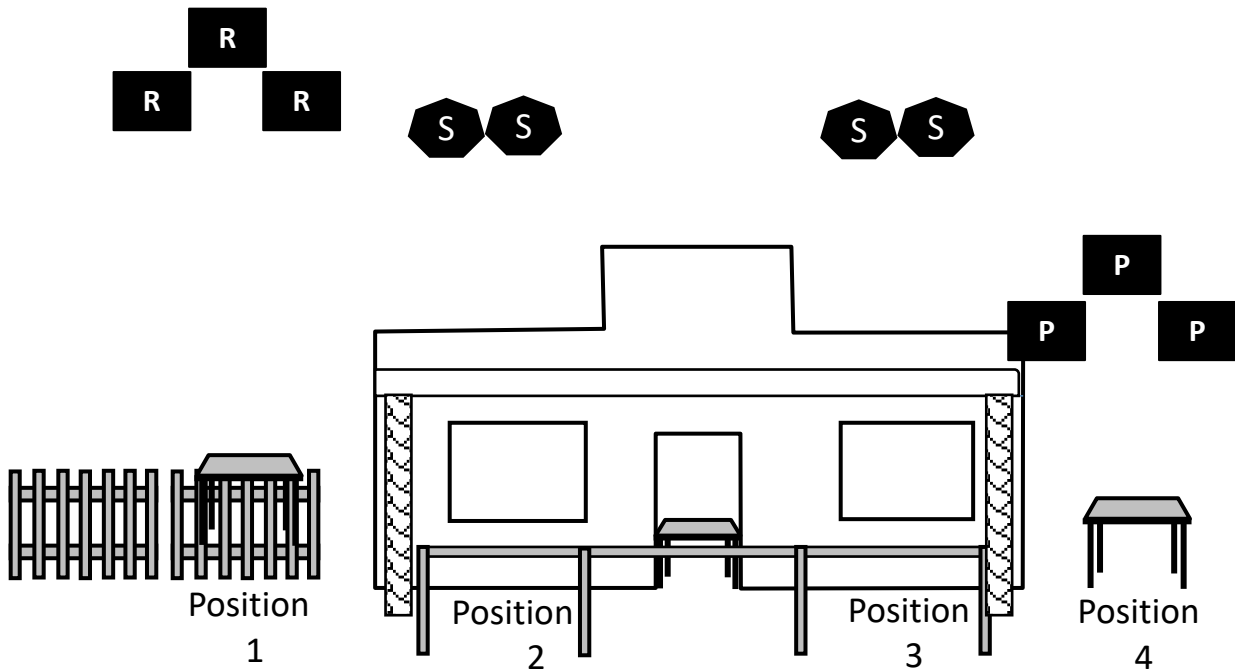
**STAGING:** PISTOLS LOADED WITH 5 ROUNDS EACH HOLSTERED, RIFLE LOADED WITH 10 ROUNDS AND STAGED AT POSITION 1 AND SHOTGUN STAGED SAFELY.

**SEQUENCE:** MUST END WITH SHOTGUN

**START:** HANDS ON YOUR BELLY AT POSITION OF CHOICE.

**ATB:** AT POSITION 1 WITH RIFLE SHOOT TOP TARGET 4 TIMES AND EACH BOTTOM TARGET 3 TIMES. WITH SHOTGUN AT POSITIONS 2 OR 3 SHOOT 2 KD'S TILL DOWN. AT POSITION 4 SHOOT PISTOLS SAME INSTRUCTIONS AS RIFLE.

# STAGE 2 BAY 3



**10 PISTOL 10 RIFLE 4+ SHOTGUN**

**STAGING:** PISTOLS LOADED WITH 5 ROUNDS EACH HOLSTERED, RIFLE LOADED WITH 10 ROUNDS AND STAGED AT POSITION 1 AND SHOTGUN STAGED SAFELY.

**SEQUENCE:** RIFLE THEN SHOTGUN THEN PISTOLS

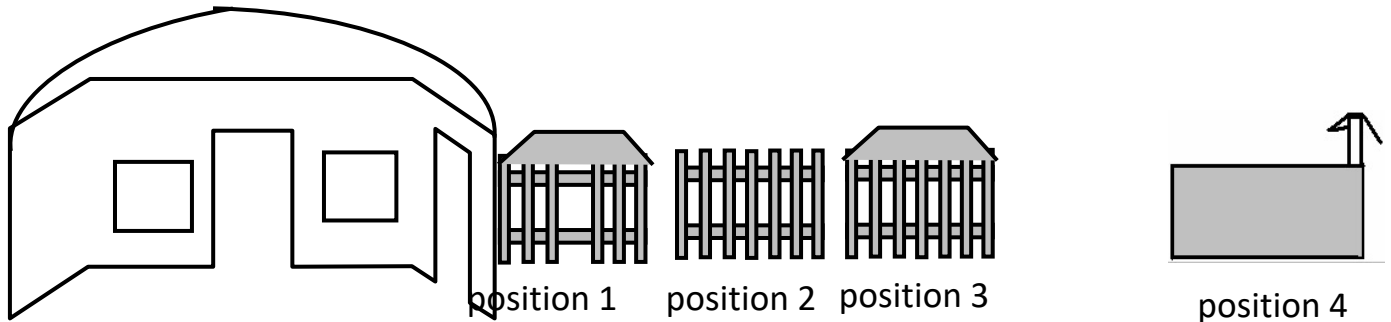
**START:** AT THE READY BUT NOT TOUCHING GUNS OR AMMO AT POSITION 1.

**ATB:** AT POSITION 1 SHOOT TARGETS IN A 2-1-2 SWEEP TWICE — STARTING BOTH SWEEPS FROM THE SAME END. WITH SHOTGUN AT POSITION 2 SHOOT 2 KD'S TILL DOWN. AT POSITION 3 SHOOT 2 KD'S TILL DOWN. AT POSITION 4 WITH PISTOLS SHOOT SAME INSTRUCTIONS AS RIFLE.

# STAGE 3 BAY 4



position 5



**10 PISTOL 10 RIFLE 6+ SHOTGUN**

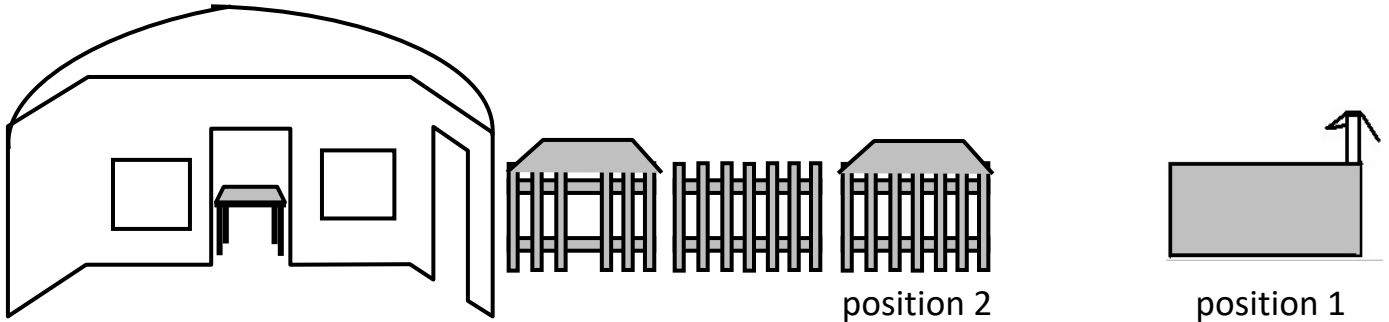
**STAGING:** PISTOLS LOADED WITH 5 ROUNDS EACH - HOLSTERED, RIFLE LOADED WITH 10 ROUNDS AND STAGED AT POSITION 4, SHOTGUN IN HANDS AT POSITION 1.

**SEQUENCE:** SHOOTING ORDER IS SHOTGUN THEN RIFLE THEN PISTOLS

**START:** SHOTGUN IN HANDS.

**ATB:** WITH SHOTGUN AT POSITION 1 SHOOT 2 KD'S TILL DOWN, REPEAT INSTRUCTIONS AT POSITIONS 2 AND 3 THEN RESTAGE AT POSITION 4 FACING INTO RIGHT BERM. WITH RIFLE AT POSITION 4 SWEEP TARGETS FROM EITHER END IN A 2-1-4-1-2 SEQUENCE. RESTAGE RIFLE AND SHOTGUN FACING INTO RIGHT BERM AND MOVE FORWARD TO POSITION 5 AND SHOOT PISTOLS SAME INSTRUCTIONS AS RIFLE. AT POSITION 5 YOU MUST HAVE AT LEAST ONE FOOT ON BLACK PLATE. IF YOU DO NOT RESTAGE RIFLE AND SHOTGUN INTO RIGHT BERM, YOU **WILL BE CALLED BACK** TO CORRECT. AT POSITIONS 1,2 & 3, BOTH FEET MUST BE BEHIND THE POSITION.

# STAGE 4 BAY 4



**10 PISTOL 10 RIFLE 2+ SHOTGUN**

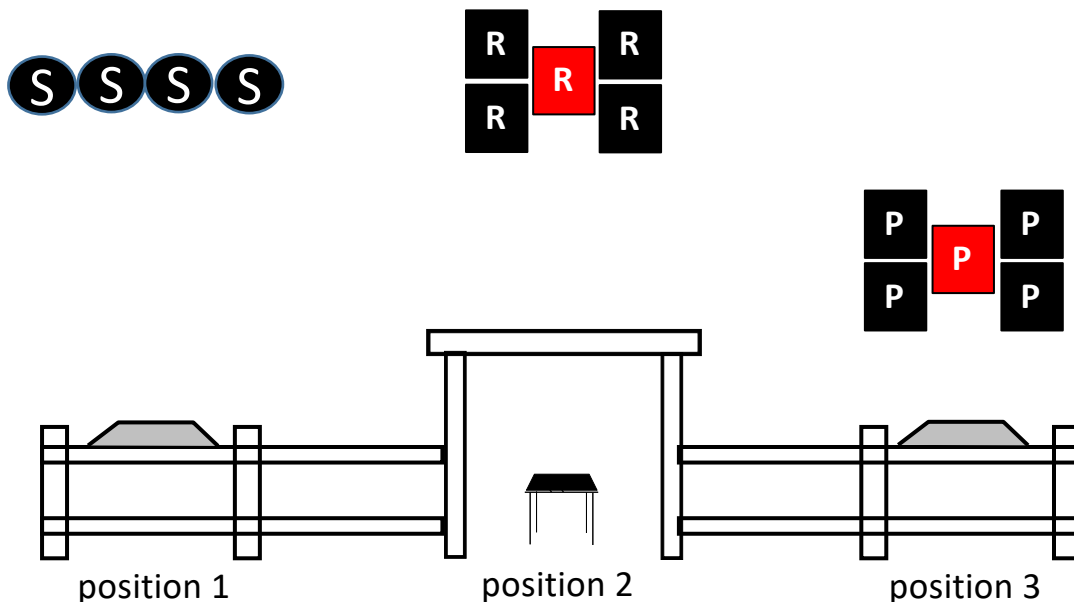
**STAGING:** PISTOLS LOADED WITH 5 ROUNDS EACH - HOLSTERED, RIFLE LOADED WITH 10 ROUNDS. RIFLE AND SHOTGUN STAGED SAFELY.

**SEQUENCE:** SHOOTING ORDER IS SHOOTER'S CHOICE. RIFLE MAY NOT BE LAST.

**START:** HANDS TOUCHING GUN(S) OR AMMO AT POSITION OF CHOICE

**ATB:** WITH PISTOLS AT POSITION 1 SHOOT A 10 SHOT LAWRENCE WELK SWEEP ON PISTOL TARGET. WITH RIFLE AT POSITION 2 FOR 6 ROUNDS DOUBLE TAP 3 BLACK RIFLE TARGETS THEN FOR 4 ROUNDS SINGLE TAP ALTERNATE BETWEEN 2 RED TARGETS. WITH SHOTGUN AT POSITION 2 SHOOT ANY 2 KD'S TILL DOWN.

# STAGE 5 BAY 5



**10 PISTOL 10 RIFLE 4+ SHOTGUN**

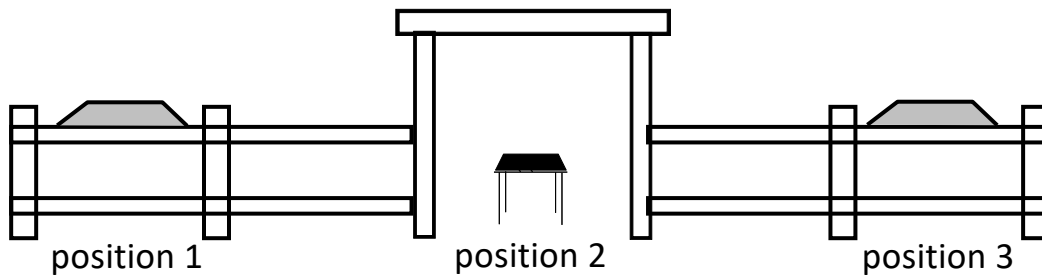

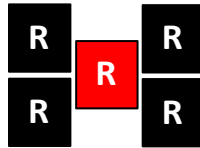
**STAGING:** PISTOLS HOLSTERED. RIFLE AND SHOTGUN STAGED SAFELY AT POSITION OF CHOICE.

**SEQUENCE:** MAY START WITH SHOTGUN OR PISTOLS.

**START:** GUN(S) OF CHOICE IN HAND(S) WITH MUZZLE(S) TOUCHING TABLETOP.

**ATB:** AT POSITION 1 WITH SHOTGUN SHOOT 4 KD'S TILL DOWN. AT POSITION 2 WITH RIFLE SINGLE TAP CENTER RED TARGET THEN DOUBLE TAP OUTSIDE TARGETS THEN SINGLE TAP CENTER RED TARGET. AT POSITION 3 SHOOT PISTOLS SAME INSTRUCTIONS AS RIFLE.

# STAGE 6 BAY 5



**10 PISTOL 10 RIFLE 4+ SHOTGUN**

**STAGING: PISTOLS HOLSTERED. RIFLE AND SHOTGUN STAGED SAFELY AT POSITION OF CHOICE.**

**SEQUENCE: MAY START WITH PISTOLS OR SHOTGUN.**

**START: HANDS AT LOW SURRENDER**

**ATB: AT POSITION 1 WITH SHOTGUN SHOOT 4 KD'S TILL DOWN. AT POSITION 2 WITH RIFLE SHOOT A 5 SHOT NEVADA SWEEP ON TOP 3 TARGETS(BLACK-RED-BLACK) THEN SAME ON BOTTOM 3 TARGETS STARTING FROM EITHER END. AT POSITION 3 SHOOT PISTOLS THE SAME INSTRUCTIONS AS RIFLE.**