

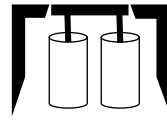
1: Per SASS rules, a shotgun is considered safe for movement(in hand, while moving through a stage) in the following conditions only:

- Action open, round in chamber or on carrier
- Hammer(s) fully down on an empty chamber(s) or expended round(s), action closed.

2: Movement between stage positions per stage instructions:

- **“At position”** means both feet behind the prop unless stated otherwise
- **“From position (i.e.) A to B”** means you may not be behind either prop in any manner between the two positions.
- **“With at least one foot behind prop”** means you may shoot with at least one foot behind the prop but you may have both if you so desire.

Stage 1



10 rifle, 10 pistol, 4+ shotgun

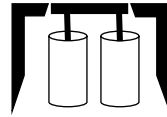
STAGING: Pistols holstered. Rifle and shotgun at position 1.

SEQUENCE: shooter's choice – Rifle may not be last

START: Prayerful position at position 1

ATB: With rifle shoot targets 1, 1-2, 1-2-3, 1-2-3-4 from either end. Shoot pistols same instructions as rifle. With SG shoot gongs once each from each side of barrels, no dbl taps.

Stage 2



10 rifle, 10 pistol, 2+ shotgun

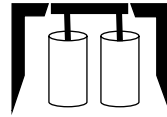
STAGING: Pistols holstered. Rifle and shotgun at position 1.

SEQUENCE: Shooter's choice – Rifle may not be last.

START: Hands at low surrender at position 1

ATB: With rifle sweep targets from either end 2-3-2-3. Shoot pistols same instructions as rifle. With SG shoot any 2 gongs.

Stage 3



10 rifle, 10 pistol, 2+ shotgun

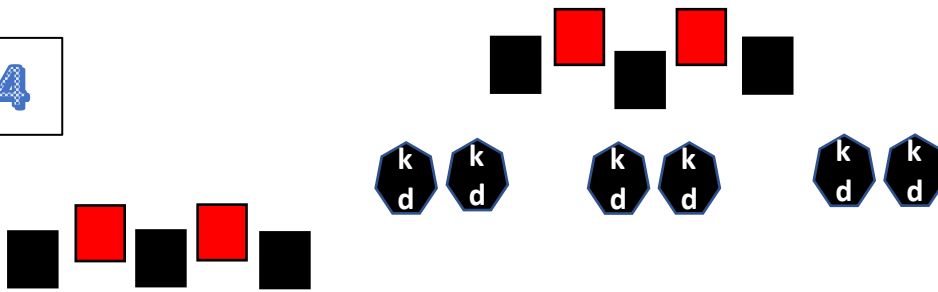
STAGING: Pistols holstered. Rifle at position 1.

SEQUENCE: Shotgun then rifle then pistols

START: Shotgun in hand(s) standing with both feet behind barrels

ATB: With shotgun, shoot 1 gong from each side of barrels. With rifle shoot rifle targets 3 on each outside tgt and 2 on each inside tgt with no triple taps. Shoot pistols same instructions as rifle.

Stage 4



1

2

10 rifle, 10 pistol, 3+ shotgun

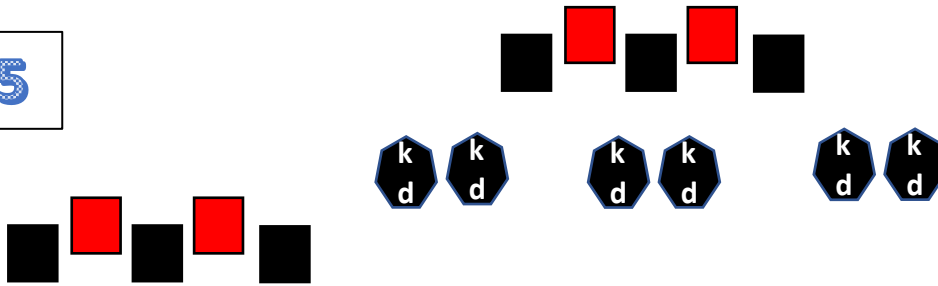
STAGING: Pistols holstered. Rifle and shotgun at position 2.

SEQUENCE: Shooter's choice, rifle may not be last

START: At the ready(not touching guns or ammo) at position of choice

ATB: At position 2 with rifle, double tap sweep the 3 black targets from either end for 6 rounds THEN single tap alternate the 2 red targets for 4 rounds. With shotgun shoot 1 kd from each set of 2 till down.(3 kd's)
At position 1 shoot same instructions as rifle.

Stage 5



1

2

10 rifle, 10 pistol, 4+ shotgun

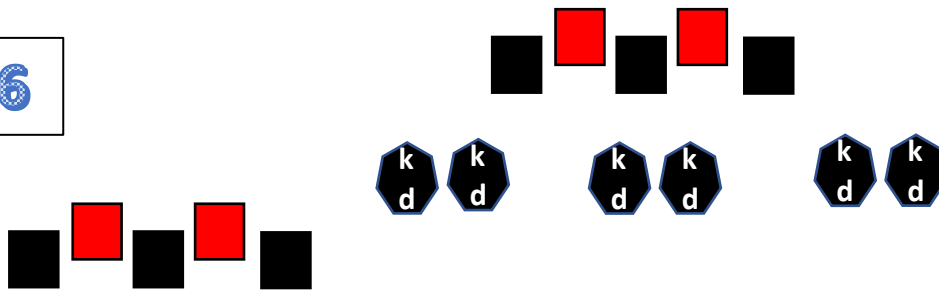
STAGING: Pistols holstered. Rifle and shotgun at position 2.

SEQUENCE: Shooter's choice, rifle may not be last

START: Hands touching hat

ATB: At position 1 with pistols single tap continuous Nevada sweep targets starting on either end. At position 2 with rifle, shoot same instructions as pistols. With shotgun shoot any 4 kd's till down.

Stage 6



1

2

10 rifle, 10 pistol, 6+ shotgun

STAGING: Pistols holstered. Rifle and shotgun at position 2.

SEQUENCE: Shooter's choice, rifle may not be last

START: SASS default at position of choice

ATB: At position 1 with pistols, shoot outside-outside-inside-inside-middle-middle-inside-inside-outside-outside. At position 2 shoot rifle same instructions as pistols. With shotgun shoot kd's outside, outside, inside, inside, middle, middle. With shotgun you may re-engage plates as you go.