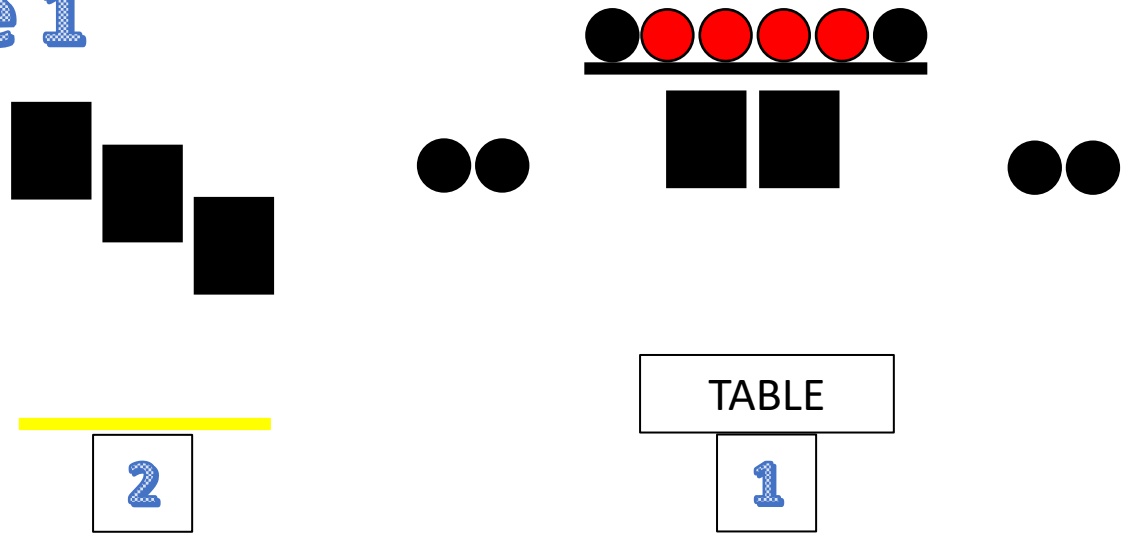


Stage 1



10 rifle, 10 revolver, 2+ shotgun

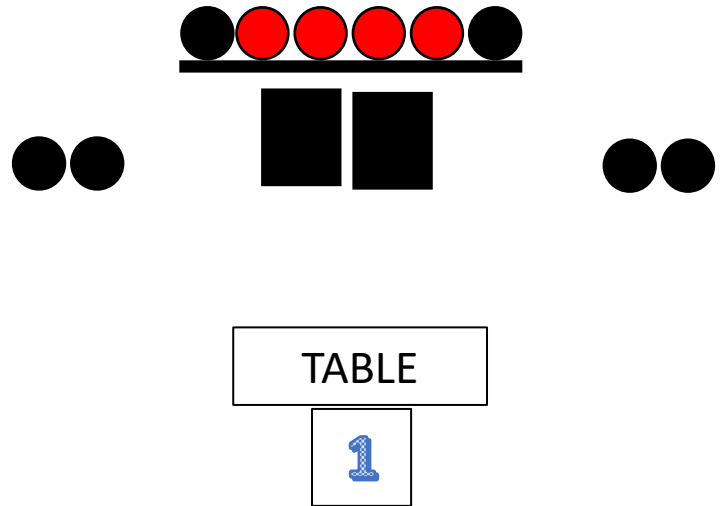
STAGING: Rifle on table at position 1, shotgun staged safely, revolvers holstered.

SEQUENCE: rifle may not be last.

START: thumbs in gun belt at position of choice

ATB: At position 1 with rifle sweep plate rack plates from either end till down. Shoot any remaining shots on either plate beneath plate rack. With shotgun from position 1 shoot 2 KD's till down. At position 2 with pistols sweep targets 2-6-2 from either end.

Stage 2



10+2 rifle, 10 revolver, 4+ shotgun

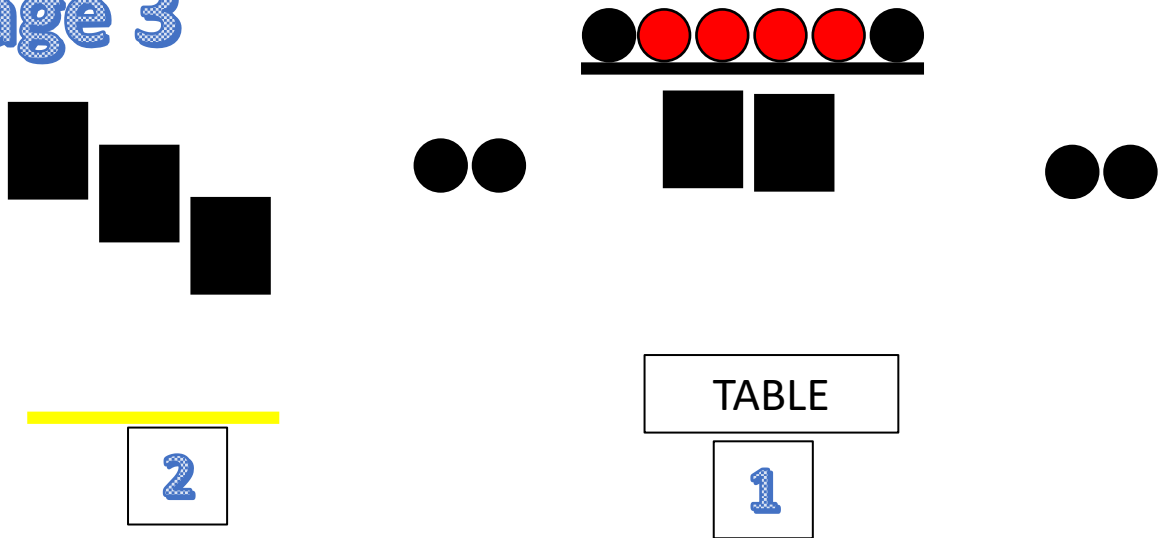
STAGING: Rifle and shotgun on table at position 1, revolvers holstered.

SEQUENCE: Rifle may not be last

START: gun(s) of choice in hand(s)

ATB: At position 1 with rifle single tap red plate rack target then double tap either rectangular target. Repeat for remainder of red plate rack targets. With pistols double tap alternate between 2 rectangular targets. With shotgun shoot 4 kd's till down.

Stage 3



10 rifle, 10 revolver, 4+ shotgun

STAGING: Rifle and shotgun on table at position 2, revolvers holstered.

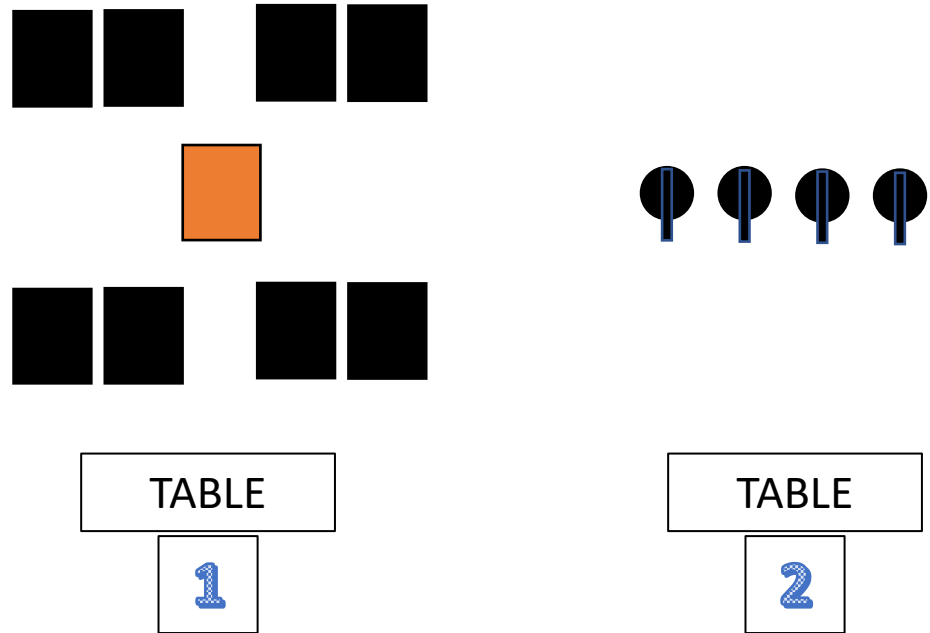
SEQUENCE: Rifle then shotgun then pistols

START: At the ready but not touching guns or ammo

ATB:

At position 1 with rifle sweep black plate rack plates and rectangular plates 3-2-2-3. At position 1 with shotgun shoot 4kd's till down. At position 1 with pistols sweep targets 3-4-3 from either end.

Stage 4



10 rifle, 10 revolver, 4+ shotgun

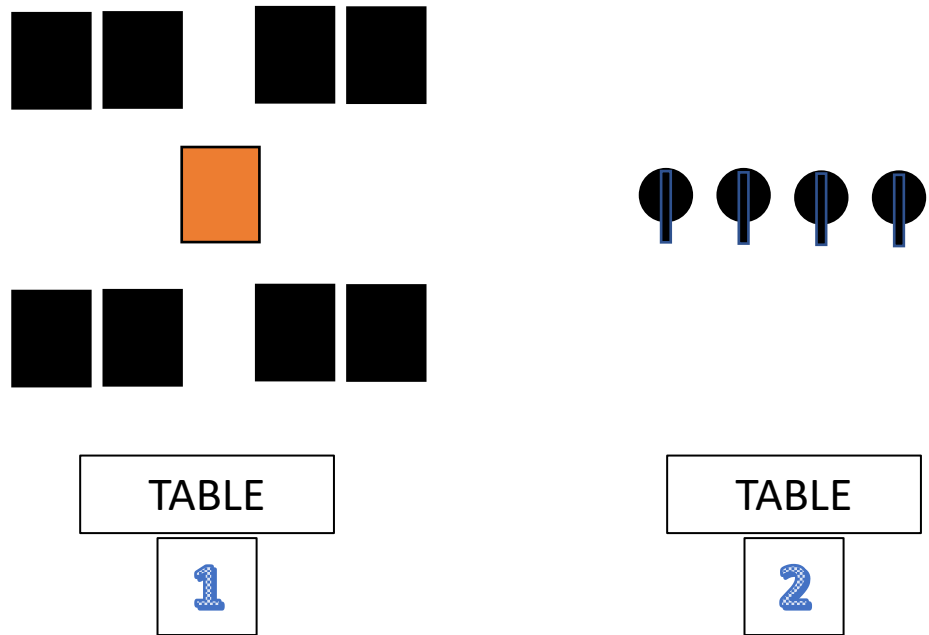
STAGING: Rifle on table at position 1, shotgun staged safely, revolvers holstered.

SEQUENCE: Shooting order is shooter's choice – **RIFLE MAY NOT BE LAST.**

START: hands on table but not touching gun of choice

ATB: With rifle sweep top tgts once each, then dbl tap center tgt, then sweep top tgts once each again. Shoot revolvers same as rifle except use bottom targets. At position 2 with SG - shoot 4 KD's till down.

Stage 5



10 rifle, 10 revolver, 4+ shotgun

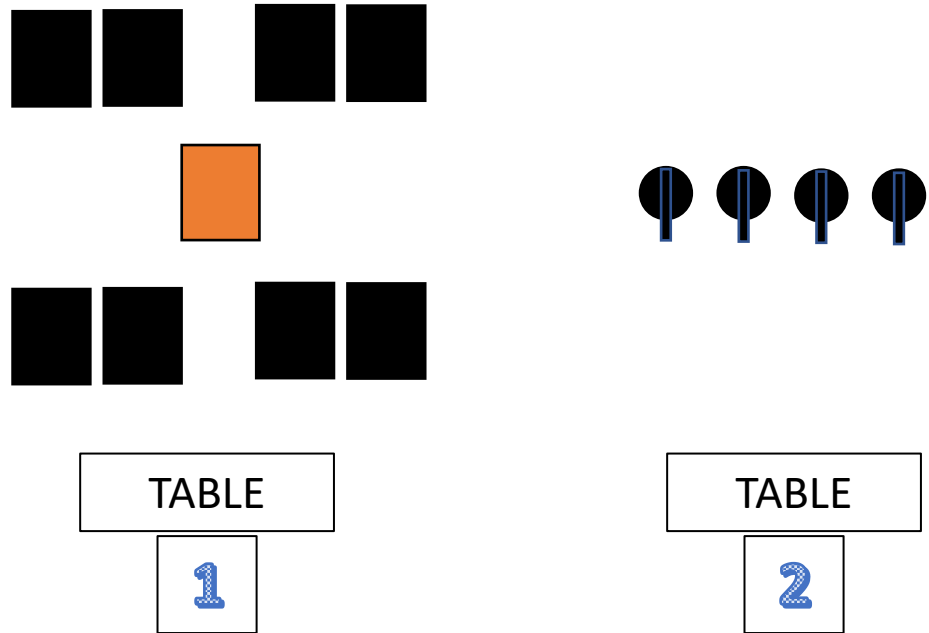
STAGING: Rifle on table at position 1, shotgun staged safely, revolvers holstered.

SEQUENCE: Shooting order is shooter's choice – **RIFLE MAY NOT BE LAST.**

START: at the ready but not touching guns or ammo.

ATB: At position 1 with rifle, double tap alternate for 10 shots between any 2 top targets. With pistols, same instructions as rifle but on any 2 bottom targets. At position 2 with Shotgun shoot 4 KD's till down

Stage 6



10 rifle, 10 revolver, 4+ shotgun

STAGING: you choose(pistols may be staged and then returned to table after shooting)

SEQUENCE: Shotgun then rifle and pistols then shotgun.

START: shotgun in one hand and 2 shells in the other but shells must be held below and not touching shotgun.

ATB: At position 2 with shotgun shoot 2 kd's till down. Then at position 1 for 20 rounds with rifle and pistols double tap all black targets then quad tap red target. Then with shotgun at position 2 shoot 2 kd's till down