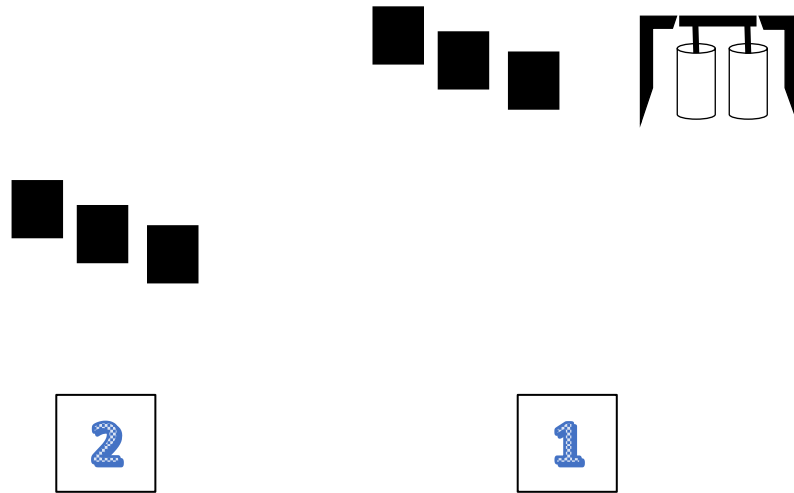


Stage 1



10 rifle, 10 pistol, 2 shotgun

STAGING: Pistols holstered. Rifle and shotgun at posit 1.

SEQUENCE: Start with shotgun or pistols. RIFLE MAY NOT BE LAST.

START: hands on table but not touching gun of choice

ATB: From position 1 with shotgun shoot gongs once each. From position 1 with rifle sweep targets from either end 2-3-5. From position 2, pistols same instructions as rifle.

Stage 2



2

1

10+1 rifle, 10 pistol, 4 shotgun

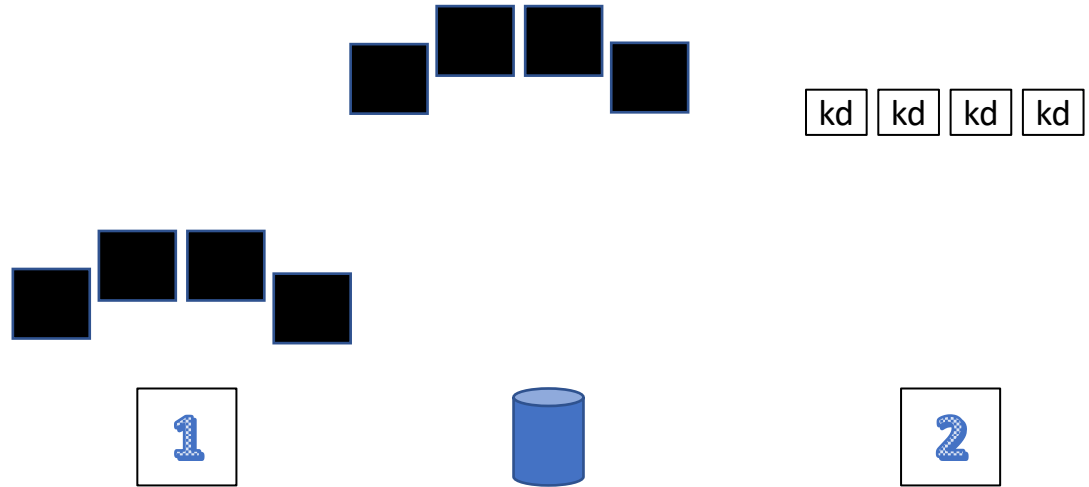
STAGING: Pistols holstered. Rifle and shotgun at posit 1.

SEQUENCE: Shooter's choice. RIFLE MAY NOT BE LAST.

START: At the ready but not touching gun(s) or ammo

ATB: At position 1 with rifle shoot outside targets 4 times each then center target 3 times. Load 1 only after 10th rifle round has been fired . With shotgun double tap each gong. At position 2 with pistols shoot outside targets 4 times each and center target twice.

Stage 3



10 rifle, 10 pistol, 4+ shotgun

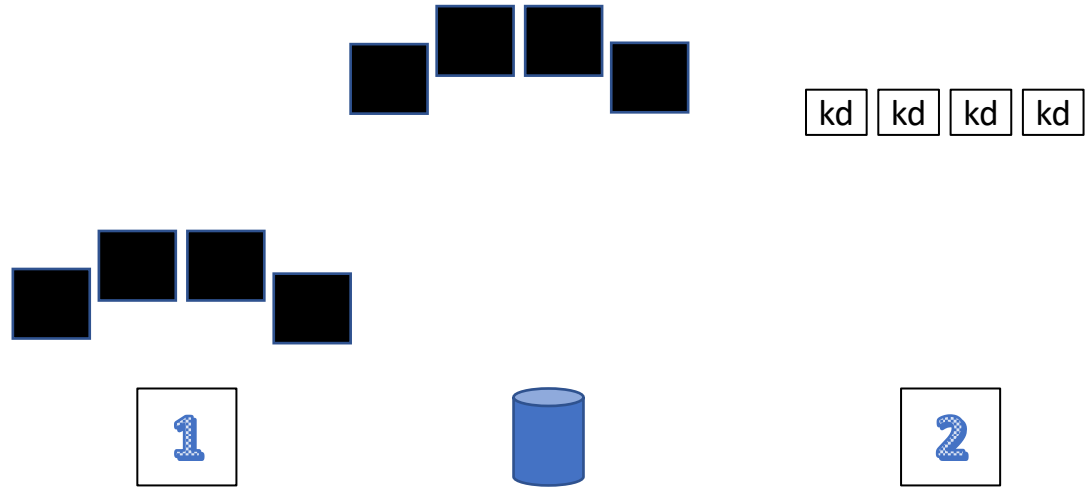
STAGING: Pistols holstered. Rifle and shotgun staged safely.

SEQUENCE: Shooter's choice – rifle may not be last

START: Hand(s) touching gun(s) of choice.

ATB: With pistols sweep targets from either end 2-3-2-3. At blue barrel shoot rifle same instructions as pistols. At position 2, with shotgun shoot 4 KD's till down.

Stage 4



10 rifle, 10 pistol, 4+ shotgun

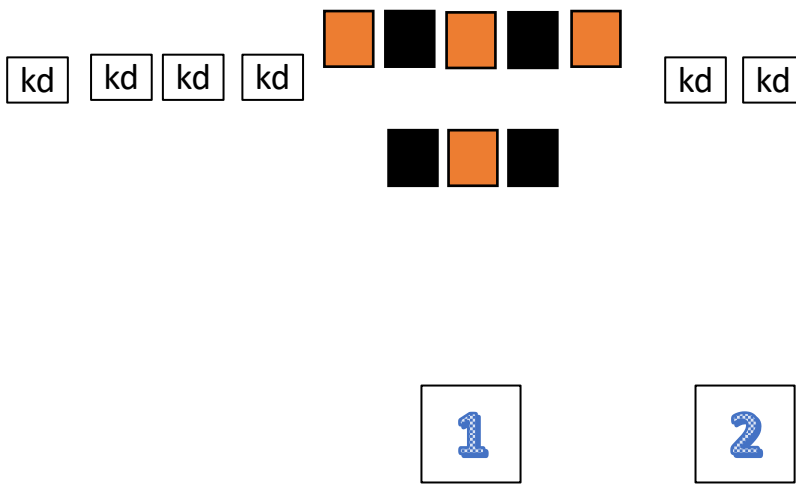
STAGING: Pistols holstered. Rifle and shotgun staged safely.

SEQUENCE: Shooter's choice – rifle may not be last

START: Gun(s) of choice in hand(s).

ATB: With pistols shoot inside targets twice each then outside targets once each then inside targets twice each. At blue barrel shoot rifle same instructions as pistols. At position 2 with shotgun shoot 4 KD's till down.

Stage 5



10 rifle, 10 pistol, 2+ shotgun

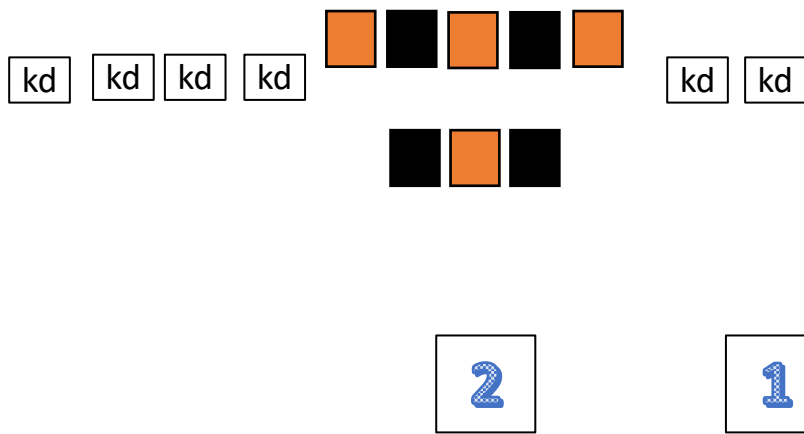
STAGING: Pistols holstered. Rifle staged at position 1. Shotgun at position 2.

SEQUENCE: Rifle may not be last

START: at position of choice at SASS default

ATB: At position 1 with rifle sweep top 3 red targets 1-3-1 from either end. With pistols shoot lower 3 targets 1-3-1 from either end. At position 2 with shotgun shoot 2 KD's till down.

Stage 6



10 rifle, 10 pistol, 6+ shotgun

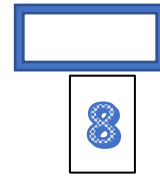
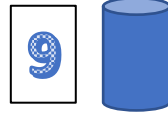
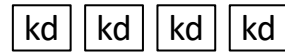
STAGING: Pistols holstered. Rifle staged at position 2. Shotgun staged at position 1.

SEQUENCE: Shotgun then rifle then pistols then shotgun

START: Shotgun in one hand with other hand touching ammo in SG belt but not pulling it out at position 1

ATB: At position 1 with shotgun shoot 2 KD's till down. At position 2 with rifle double tap sweep top 5 rifle targets, then with pistols double tap Nevada sweep bottom 3 pistol targets then with shotgun shoot remaining 4 KD's till down.

**Pit
Master**



10+1 rifle 10 pistol 4+ shotgun

STAGING: Pistols holstered. Rifle and shotgun staged at pos. 8 or pos. 2.

SEQUENCE: pistol, shotgun rifle pistol or pistol, rifle, shotgun pistol.

START: Shooter may start at blue barrel at pos. 1 or 9

Signify ready by honking the horn

ATB: With pistol(s) shoot a 5 round sweep from either end 1, 1, 1, 2. With shotgun you may choose to shoot 1st 4 KD's or the 2nd 4 KD's till down. With rifle shoot 1st 4 targets 4 on 1st, 3 on 2nd, 2 on 3rd, 1 on 4th and then load 1 and shoot 1 on 5th target. Then with shotgun, shoot 4 KD's till down. At last pos. shoot pistol(s) for 2nd 5 rounds same instructions as 1st pistol. THEN! Honk the horn when done.

