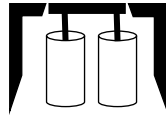


Stage 1



1

2

10 rifle, 10 pistol, 4+ shotgun

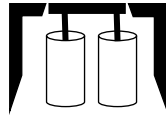
STAGING: Pistols holstered. Rifle at position 2. Shotgun staged safely.

SEQUENCE: Shooter's choice – Rifle may not be last.

START: SASS default position

ATB: With pistols for 5 shots shoot targets in following order: starting from either end sweep tgts 2-1-1-1). Repeat instructions for second 5 rounds. You may shoot it dirty. At position 2, shoot rifle same instructions as pistols. With shotgun shoot gongs 4 times with no double taps anywhere from position 1 to position 2.

Stage 2



1

2

10 rifle, 10 pistol, 2+ shotgun

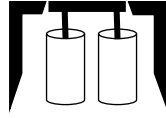
STAGING: Pistols holstered. Rifle at at position 2.
Shotgun staged safely.

SEQUENCE: Shooter's choice, Rifle may not be last.

START: At the ready but not touching guns or ammo

ATB: With pistols at position 1 double tap 2 inner targets then triple tap 2 outside targets. Shoot rifle at position 2 same instructions as pistols. With shotgun, shoot gongs once each- anywhere from position 1 to position 2.

Stage 3



2

1

10 rifle, 10 pistol, 4 shotgun

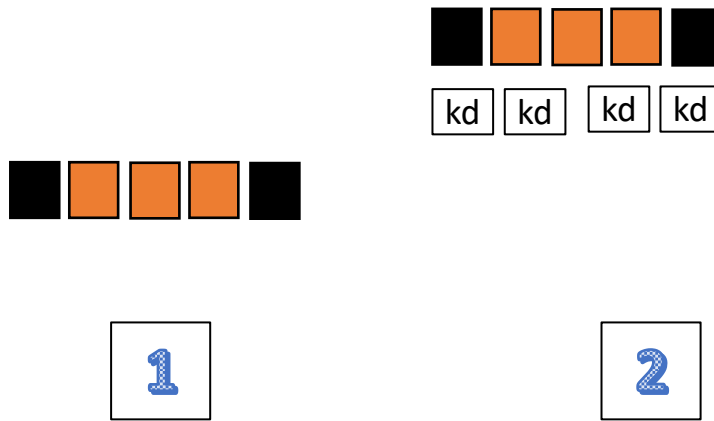
STAGING: Pistols holstered. Rifle and shotgun at at position 1.

SEQUENCE: may start with shotgun or pistols.

START: thumbs in gun belt

ATB: With rifle and pistols at position 1 starting on either end for 20 rounds double tap Nevada sweep the 4 targets. Then with shotgun double tap each gong.

Stage 4



10 rifle, 10 pistol, 4+ shotgun

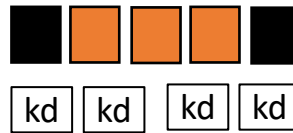
STAGING: Pistols holstered. Rifle and shotgun staged safely

SEQUENCE: rifle may not be last

START: Hands on table of choice

ATB: At position 1 with pistols sweep targets from either end 1-3-2-3-1. At position 2 with rifle, shoot targets same instructions as pistols. With shotgun shoot 4 KD's till down.

Stage 5



2

1

5 rifle, 5 pistol, 3+ shotgun

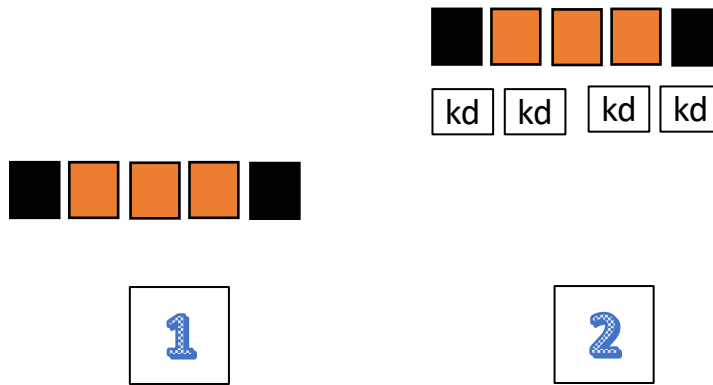
STAGING: Pistols holstered. Rifle and shotgun staged at position 1.

SEQUENCE: Shooter's choice but rifle may not be last.

START: thumbs in ears (why not?)

ATB: At position 1 with rifle, shoot outside-outside, inside-inside, middle. With pistol(s) at position 2, shoot same instructions as rifle. With shotgun at position 1, shoot 3 KD's till down.

Stage 6



10 rifle, 10 pistol, 4+ shotgun

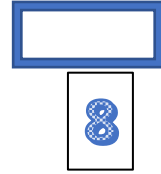
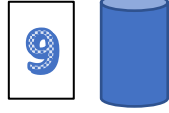
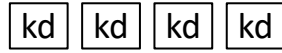
STAGING: Pistols holstered. Rifle and shotgun staged on table at position 1.

SEQUENCE: Pistol must be last.

START: With rifle or shotgun in hand(s).

ATB: At position 2 with rifle sweep 3 red targets 3-4-3 from either end . At position 1 with pistols shoot same instructions as rifle. At position 2 with shotgun shoot 4 KD's till down.

**Pit
Master**



10+1 rifle 10 pistol 4+ shotgun

STAGING: Pistols holstered. Rifle and shotgun staged at pos. 8 or pos. 2.

SEQUENCE: pistol, shotgun rifle pistol or pistol, rifle, shotgun pistol.

START: Shooter may start at blue barrel at pos. 1 or 9

Signify ready by honking the horn

ATB: With pistol(s) shoot a 5 round sweep from either end 1, 1, 1, 2. With shotgun you may choose to shoot 1st 4 KD's or the 2nd 4 KD's till down. With rifle shoot 1st 4 targets 4 on 1st, 3 on 2nd, 2 on 3rd, 1 on 4th and then load 1 and shoot 1 on 5th target. Then with shotgun, shoot 4 KD's till down. At last pos. shoot pistol(s) for 2nd 5 rounds same instructions as 1st pistol. THEN! Honk the horn when done.

