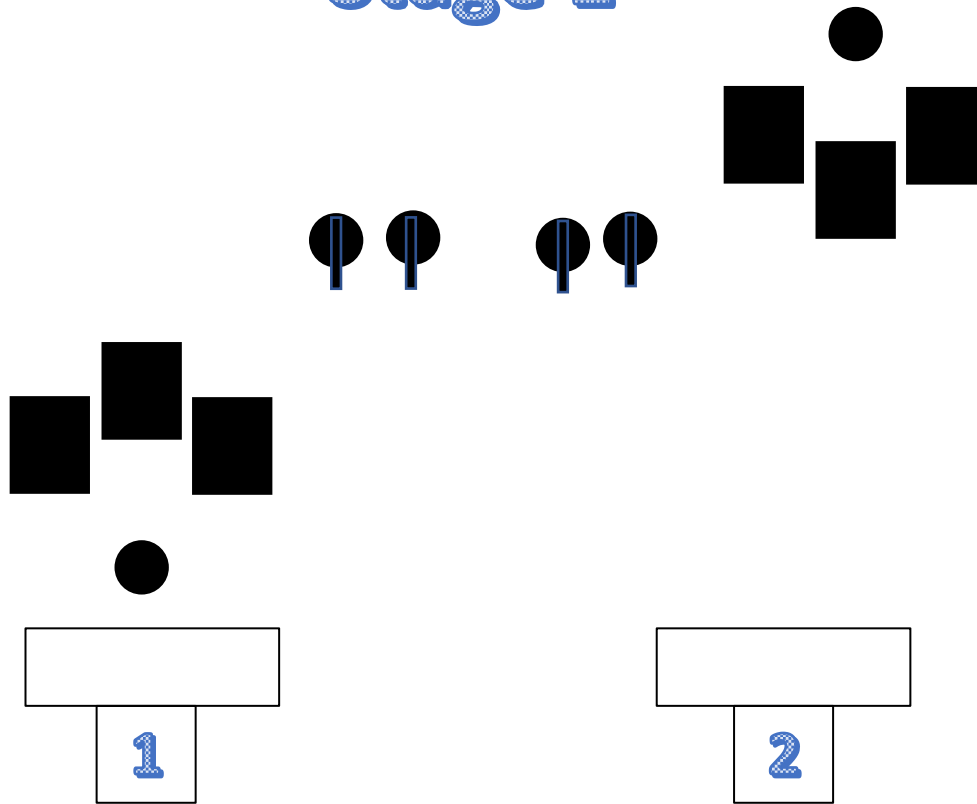


Stage 1



10 rifle, 10 revolver, 4+ shotgun

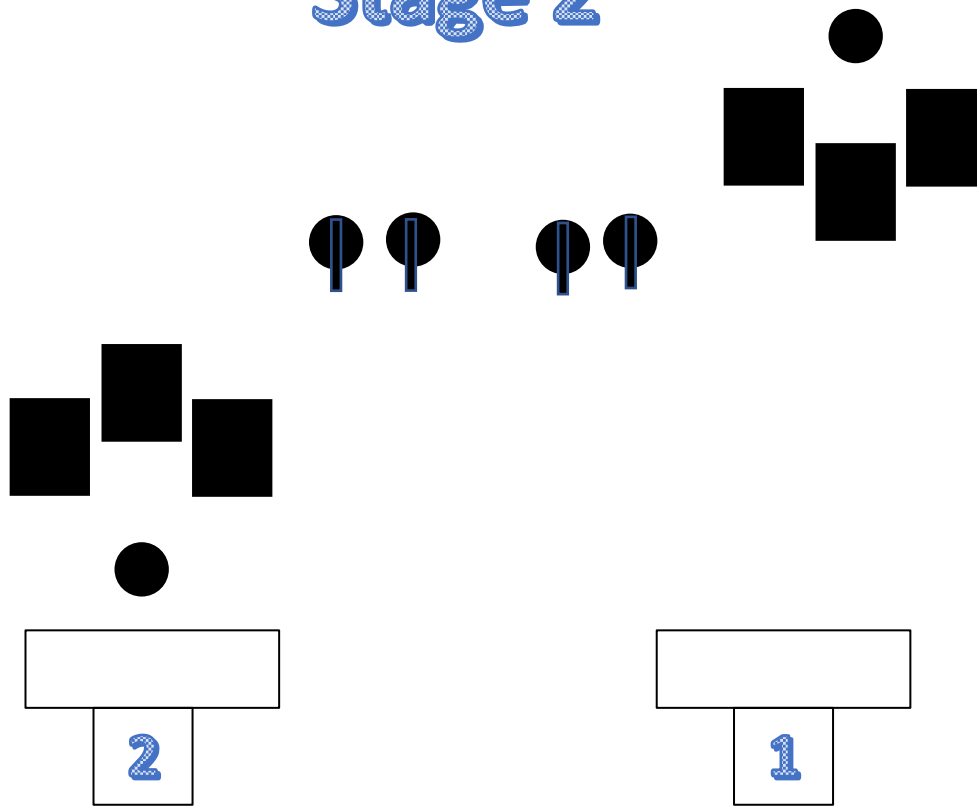
Pistols holstered. Rifle at posit 2. Shotgun at posit of choice.

Start with arms crossed. Round tgts are not in play.

Shooting order is shooter's choice but **RIFLE MAY NOT BE LAST**

Shoot pistol tgts 2-3-5, shoot rifle tgts same instructions, shoot 4 sg kd's till down

Stage 2



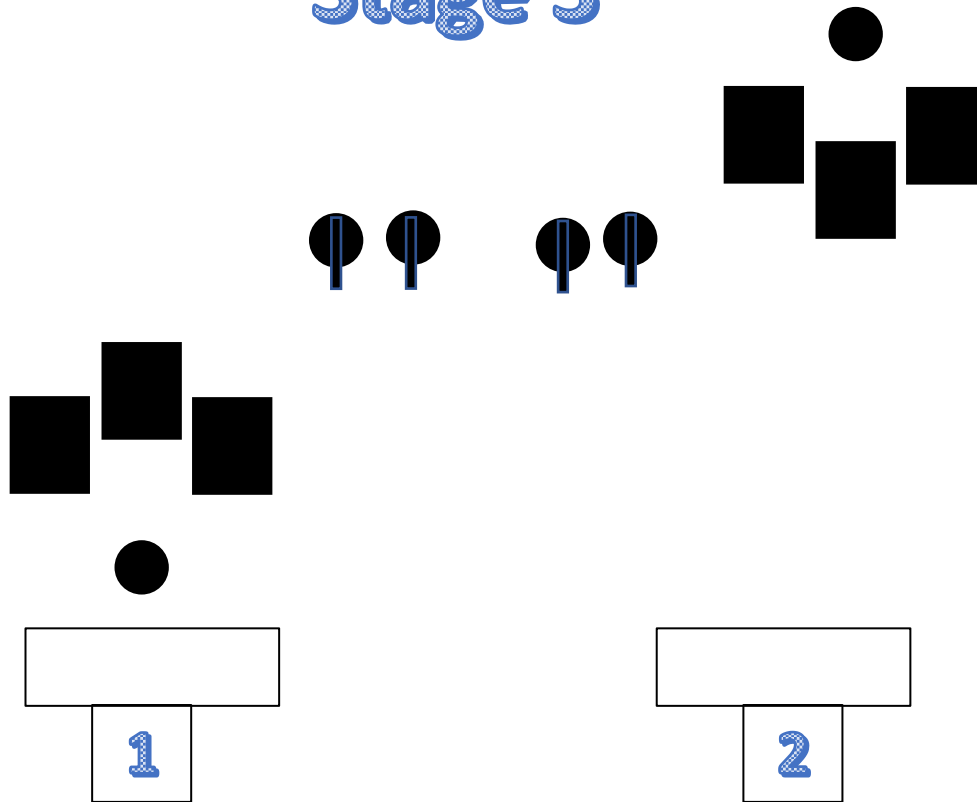
10 rifle, 10 revolver, ?+ shotgun

Rifle at position 1, SG at posit 2 pistols holstered

Hands on table at position 1.

With rifle shoot rifle tgts in a dbl tap circular sweep for 10 rounds starting on round tgt. Make rifle safe and move to position 2. Shoot pistols same as rifles. If any misses– shoot same # KD's with SG. If no misses– don't shoot the shotgun.

Stage 3

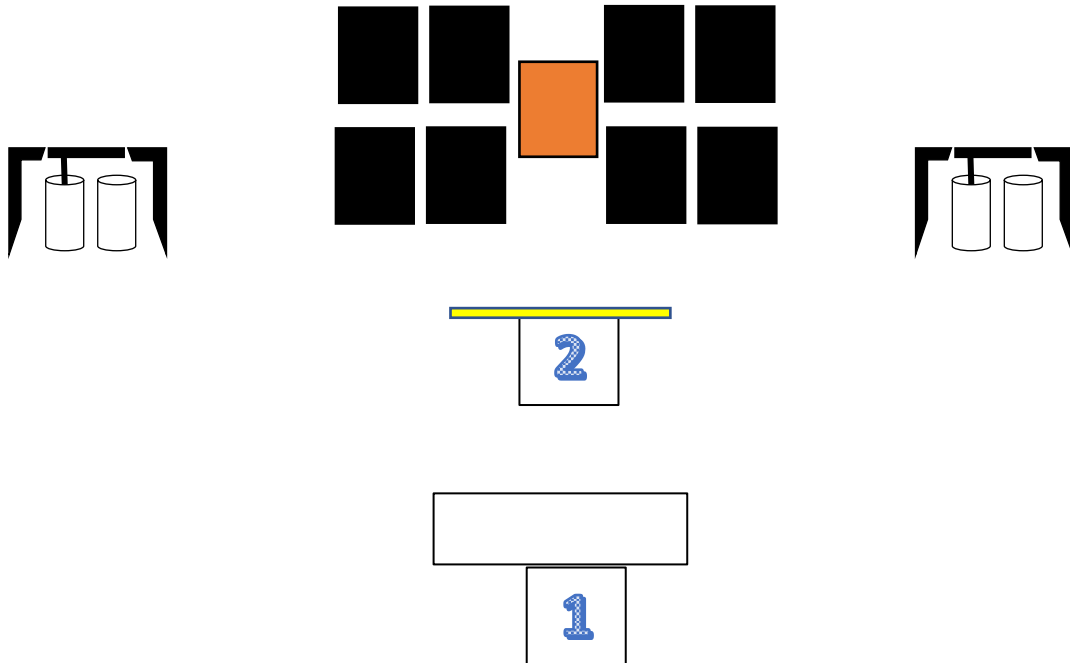


10 rifle, 10 revolver, 2+ shotgun

Rifle shot at posit 2, pistols holstered, SG from posit of your choice. May start with pistols or rifle. Start with thumbs in SG belt.

ATB – shoot pistols: 1 on round tgt, 2 on left rectangle tgt, 1 on round tgt, 2 on middle rect tgt, 1 on round tgt, 2 on right rect tgt, 1 on round tgt. Shoot rifle same instructions as pistols. With SG shoot any 2 KD's till down

Stage 4



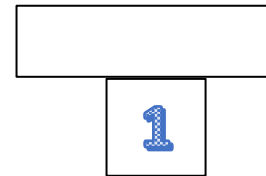
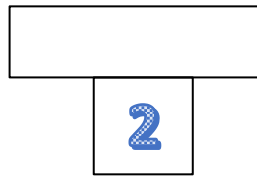
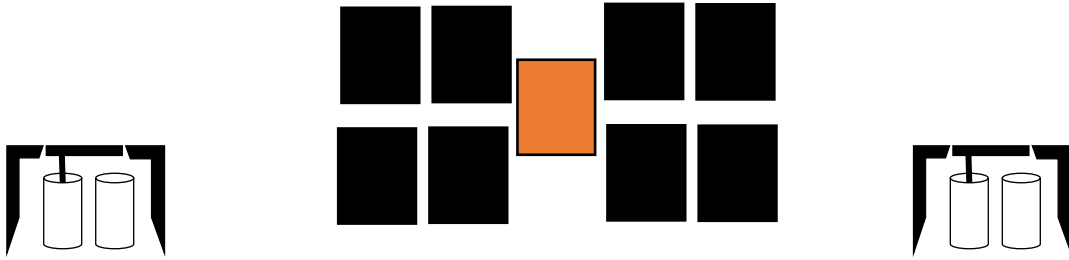
10 rifle, 10 revolver, 4+ shotgun

Rifle on table at position 1, shotgun at position 1, pistols holstered.

Hands at sides - Shooting order is rifle, shotgun, pistols

ATB - With rifle starting from either end sweep lower tgts with 1 on 1st, 2 on 2nd, 3 on 3rd and 4 on 4th. With SG shoot 4 gongs 1 time each. At position 2 (BOTH FEET MUST BE BEHIND YELLOW MARKER) shoot revolvers same as rifle except use upper targets for the sweep. Shotgun and rifle must be staged facing into right berm to allow down range travel.

Stage 5



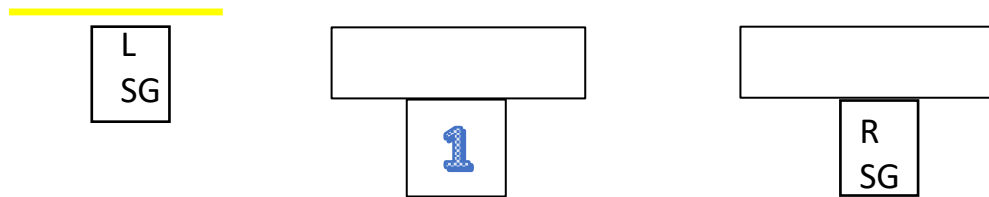
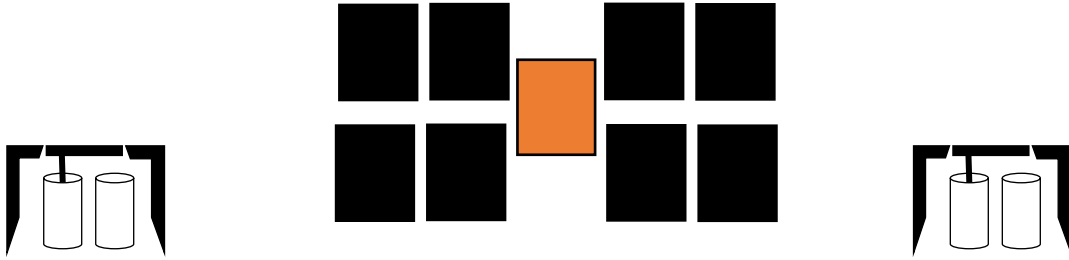
10 rifle, 10 revolver, 2+ shotgun

SG in 1 hand, 2 shells in the other and held at your side at position 1, Rifle at position 2, pistols holstered.

- Shooting order is SG, rifle, pistols

With SG shoot any 2 gongs. At position 2 with rifle dbl tap upper tgts outside, outside, inside, inside, middle for 10 rounds. Shoot pistols same instructions as rifle except shoot lower tgts

Stage 6



5 rifle, 5 revolver, 4+ shotgun

Rifle on table at position 1, shotgun at L or R position in hand, revolvers holstered.

SG in hand at left or right position

With SG shoot 2 left gongs from a position left of the table then 2 right gongs from a position to the right of the table (or visa versa). With rifle shoot bottom and center targets in a 5 shot sweep from either end. Then repeat same instruction with pistol(s). Note: Gunfighters may load 2 in one pistol and 3 in the other if they want to.