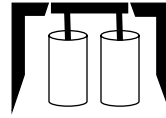



Stage 1



2

1

10 rifle, 10 pistol, 2shotgun

STAGING: Pistols holstered. Rifle at posit 1. Shotgun at posit of choice.

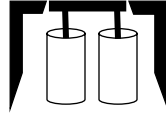

SEQUENCE: Start with rifle or pistols. RIFLE MAY NOT BE LAST. **Note:** round target is not in play.

START: hands on table of gun of choice

ATB: Pistols – sweep rectangular tgts for 5 rounds from either end: 1 – 3 – 1. Repeat for 2nd 5 rounds. At Posit 2, shoot rifle same instructions as pistols. Anywhere between Posit 1 and 2, shoot gongs twice each.

Stage 2

Buffalo tgt



2

1

10 rifle, 10 pistol, 2 shotgun

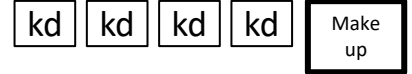
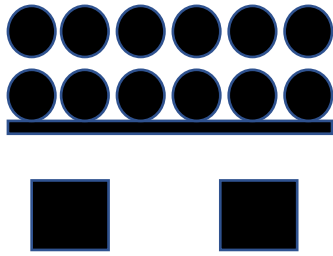
STAGING: Pistols holstered. Rifle at posit 1. Shotgun at posit. 1.

SEQUENCE: rifle then shotgun then pistols

START: rifle in hands – muzzle touching table top

ATB: Rifle – triple tap sweep top 3 targets then put last shot on round target. Anywhere between Posit 1 and 2, shoot gongs once each – no double taps. At Posit 2, shoot pistols the same instructions as rifle.

Stage 3



1

2

10 rifle, 10 pistol, 4+ shotgun

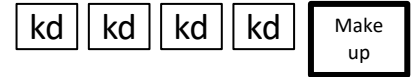
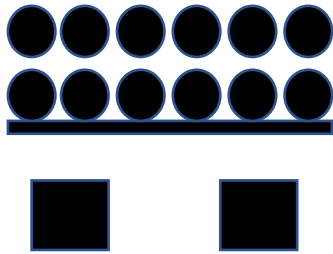
STAGING: Pistols holstered. Rifle and shotgun staged safely.

SEQUENCE: Shooter's choice – rifle may not be last

START: At the ready (your interpretation – except for Johnny who will game it for sure)

ATB: At position 1 with rifle and pistols shoot 12 plate rack plates till down. If any rounds remaining, dump on either rectangular plate under rack. At position with shotgun, shoot 4 kd's till down. Make up any plate rack plate misses on make up plate.

Stage 4



1

2

10 rifle, 10 pistol, 4+ shotgun

STAGING: Pistols holstered. Rifle and shotgun staged safely.

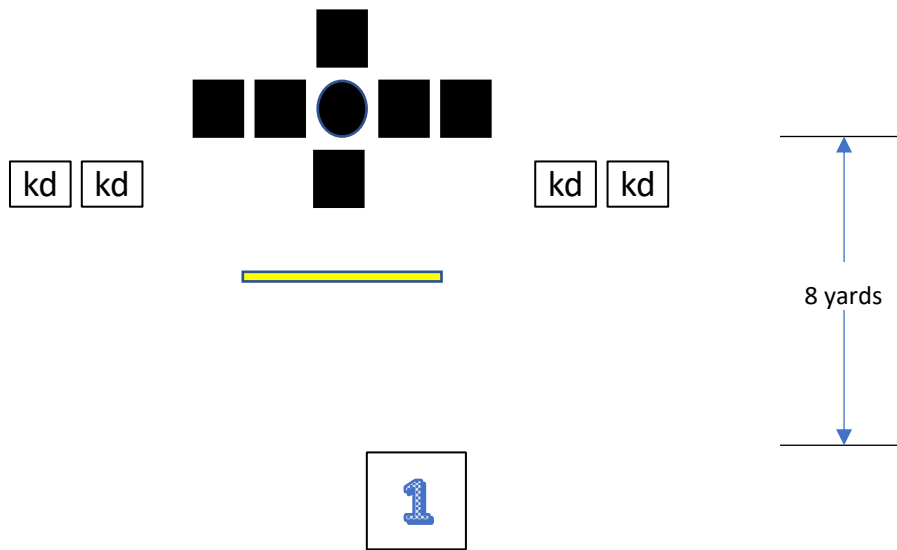
SEQUENCE: Shooter's choice – rifle may not be last

START: SASS default

ATB: at position 1, with rifle for 5 shots, shoot any 5 plate rack plates then shoot rectangular plates under rack 2 – 3. Shoot pistols same instructions as rifle. Then at position 2 with shotgun shoot 4 kd's till down. shotgun. Make up any plate rack plate misses on make up plate.

Note: Only 1 shot per plate. If you miss, you may not re-engage the same plate.

Stage 5



10 rifle, 10 pistol, 2+ shotgun

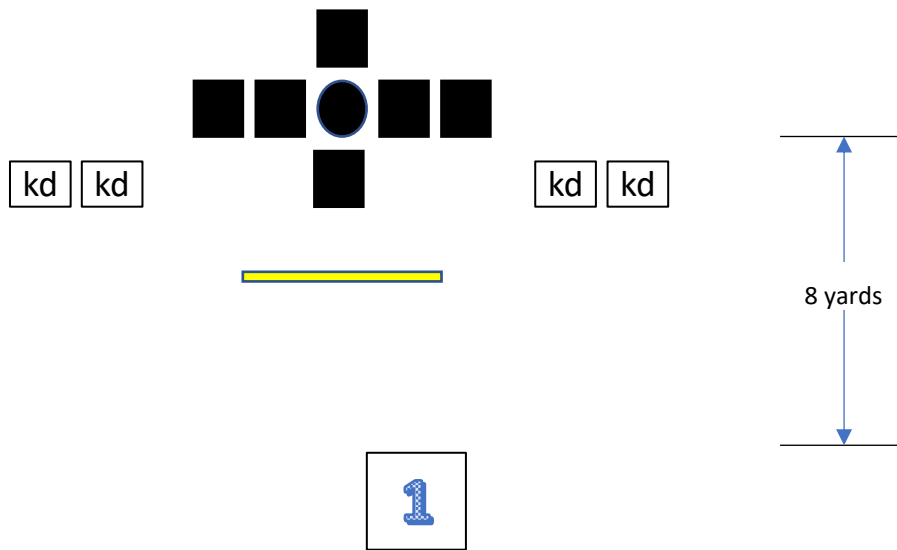
STAGING: Pistols holstered. Rifle and shotgun staged at position 1.

SEQUENCE: Shooter's choice – rifle or shotgun 1st.

START: Long gun of choice in hands

ATB: At position 1, with rifle shoot a 5 shot Nevada Sweep on 3 left targets starting on round center target, then 3 right targets starting on round center target. With shotgun shoot any 2 kd's. Restage long guns pointing into right berm and move to yellow board and with pistols shoot 2 – 5 shot Nevada sweeps except starting on top or bottom end targets. If you do restage long guns pointing into berm, you will be called back

Stage 6



10 rifle, 10 pistol, 4+ shotgun

STAGING: Pistols holstered. Rifle and shotgun staged at position 1.

SEQUENCE: Shooter's choice – rifle may not be last

START: thumbs touching your nose

ATB: At position 1, with rifle for 10 rounds shoot at least 1 shot on each target. Pistols same instructions as rifle. With shotgun shoot 4 kd's till down.