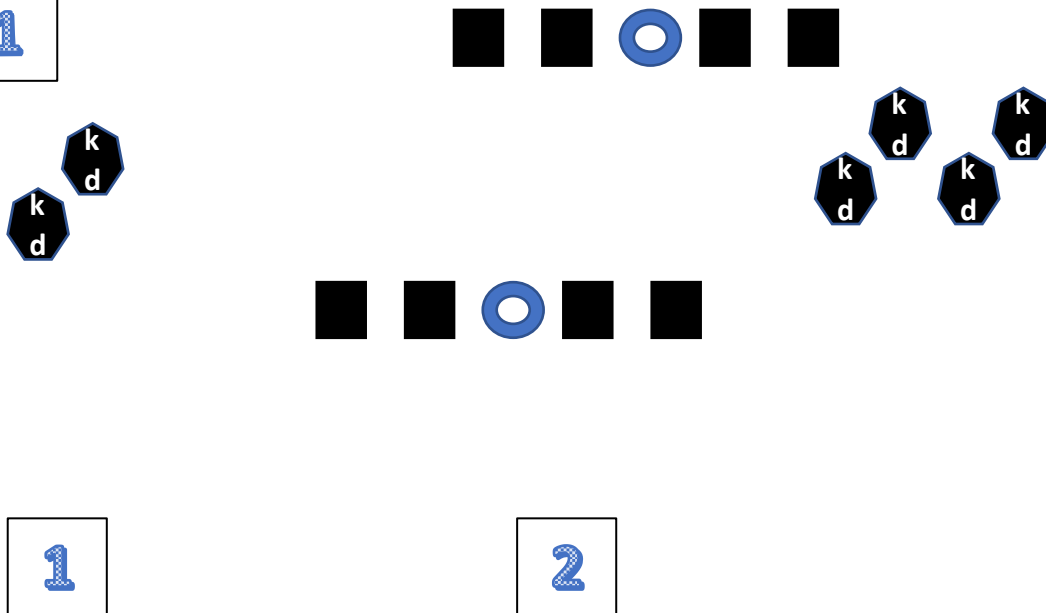


Stage 1



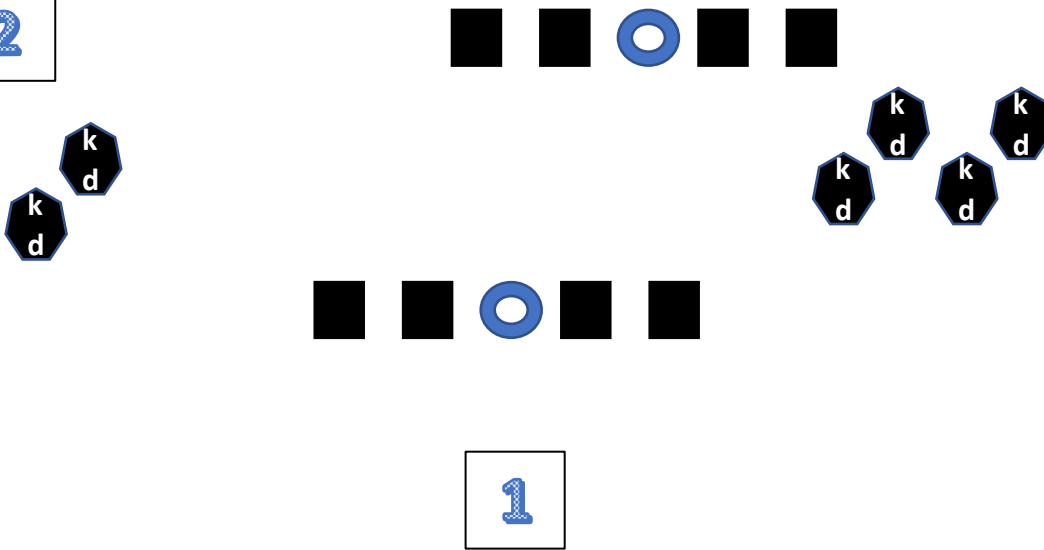
10 rifle, 10 pistol, 6+ SG.

SG at position 1, rifle at position 2, pistols holstered.

Start with shotgun in hands at position 1

ATB: with SG shoot 2 KD's till down. Move to position 2 and shoot 4 KD's till down. With rifle shoot left 3 targets starting on round center tgt in a 5 shot Nevada sweep then shoot right 3 targets same instructions. With pistols shoot same instructions as rifle.

Stage 2



10 rifle, 10 pistol, 4+ SG.

SG at position 1, rifle at position 1, pistols holstered.

Start with hands touching (not gripping) gun(s) of choice. Rifle may not be last.

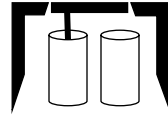
ATB: with SG shoot right 4 KD's till down.

With rifle single tap center round target once, double tap 2 left rectangular targets - double tap 2 right rectangular targets then single tap center round target. Shoot pistols same as rifle.

Stage 3



1



2

10 rifle, 10 pistol, at least 4+ SG.

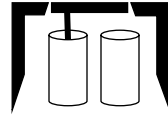
SG at position 1, rifle at position 2, pistols holstered. Thumbs in ears (thank you Gilly)

ATB: With pistols shoot plate rack till all plates are down. If any rounds are left over, dump on rectangular plate below rack. With SG anywhere between pos 1 and 2 double tap each swinger. At pos 2, with rifle shoot following order: 1 on tgt 1, 2 on tgt 2, 3 on tgt 3, 4 on tgt 4. If any plates on plate rack are still up, they are a miss!

Stage 4



2



1

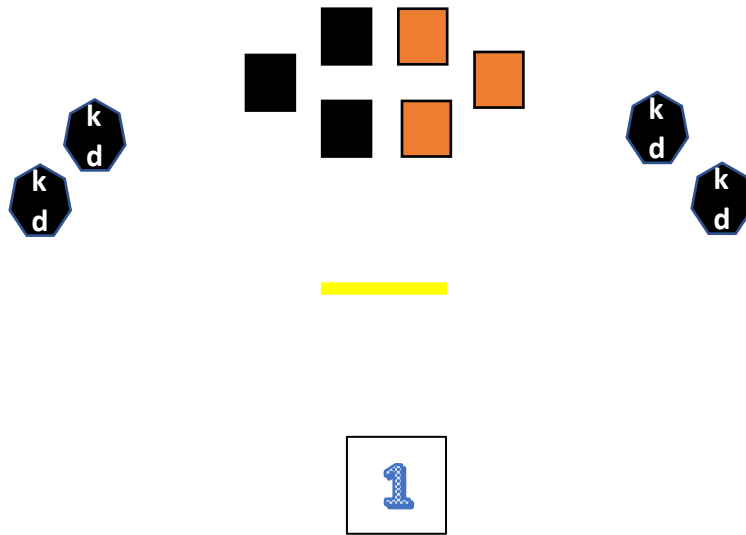
10 rifle, 10 pistol, ?SG.

Rifle at position 1, SG at position 2, pistols holstered.

Start at default position at position 1

ATB: At position 1 shoot a continuous Nevada Sweep starting from either end. At position 2, with pistols shoot 6 rounds at plate rack plates and 4 rounds on rectangular target. If plates are left standing, shoot gongs equal number of times as plates remaining standing with no double taps

Stage 5



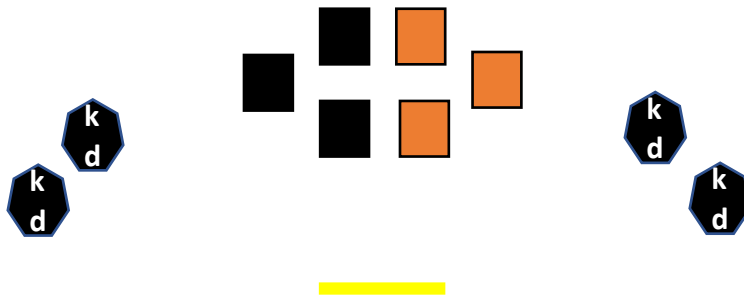
10 rifle, 10 pistol, 4+ SG.

SG at position, rifle at position 1, pistols holstered. Rifle and shot gun **MAY NOT BE RESTING ON ANGLED BOARD** – they must be flat on the table pointing towards right berm.

Start at Position 1 with thumbs tucked in shotshell belt

ATB: With rifle dbl tap each of the 4 inside targets and then single tap right and left end targets. Stage rifle on table facing into right berm. With shotgun, shoot 4 KD's till down. Stage SG same as rifle and move forward to yellow board and shoot pistols same instructions as rifle.

Stage 6



10 rifle, 10 pistol, 2+ SG.

Rifle and SG staged on table at position 1. Rifle and shot gun **MAY NOT BE RESTING ON ANGLED BOARD** – they must be flat on the table pointing towards right berm., pistols holstered.

Start at position 1 with 2 shotgun shells in either hand and other hand touching hat brim.

ATB: With SG, shoot 1 kd on right and 1 on left then with rifle triple tap left 3 black targets in following order: left, top, bottom and then single tap left target. Move to yellow board. With pistols triple tap right 3 red targets in following order: right, top, bottom and then single tap right target.