


1: Per SASS rules, a shotgun is considered safe for movement(in hand, while moving through a stage) in the following conditions only:

- Action open, round in chamber or on carrier
- Hammer(s) fully down on an empty chamber(s) or expended round(s), action closed.

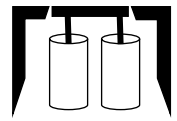

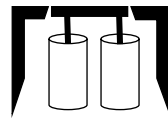
2: Movement between stage positions per stage instructions:

- **“At position”** means both feet behind the prop unless stated otherwise
- **“From position (i.e.) A to B”** means you may not be behind either prop in any manner between the two positions.
- **“With at least one foot behind prop”** means you may shoot with at least one foot behind the prop but you may have both if you so desire.

Stage 1



2



1

10 rifle, 10 pistol, 2+ shotgun


STAGING: Pistols holstered. Rifle and shotgun at position 1.

SEQUENCE: Rifle then shotgun then pistols

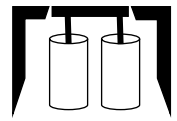

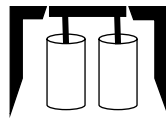
START: at the ready not touching guns or ammo.

ATB: With rifle sweep targets 2-6-2 from front to back. Shoot pistols same instructions as rifle. With SG shoot 2 gongs once each from anywhere between 1 and 2 but not behind either one.

Stage 2



2



1

10 rifle, 10 pistol, 4+ shotgun


STAGING: Pistols holstered. Rifle at position 1.
Shotgun at position 1.

SEQUENCE: rifle – shotgun - pistols

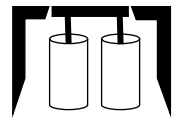
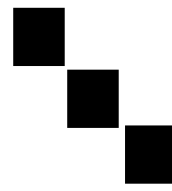
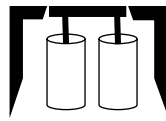
START: Hands at low surrender at position 1

ATB: With rifle dbl tap Nevada sweep targets from either end. Shoot pistols same instructions as rifle. With SG shoot 4 gongs once each – no dbl taps.

Stage 3



1



2

10 rifle, 10 pistol, 4+ shotgun

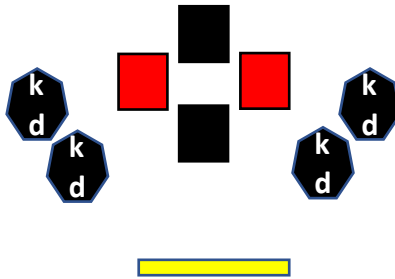
STAGING: Pistols holstered. Rifle at position 2.
Shotgun at position 2

SEQUENCE: May start with shotgun or pistols.
Rifle may not be last

START: Hands touching table of choice

ATB: At position 1 with pistols sweep tgts 3-4-3
from either end. At position 2, shoot rifle same
instructions as pistols. At position 2 with
shotgun shoot right set of gongs twice each.

Stage 4



1

10 rifle, 10 pistol, 4+ shotgun

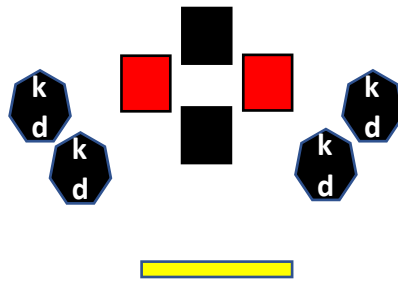
STAGING: Pistols holstered. Rifle and shotgun at position 1.

SEQUENCE: Shooter's choice – Rifle may not be last.

START: At the ready but not touching guns or ammo at position 1.

ATB: With rifle and pistols for 20 rounds shoot at least 4 shots on each target. With shotgun shoot 4 KD's till down.

Stage 5



1

5 rifle, 5 pistol, 2+ shotgun

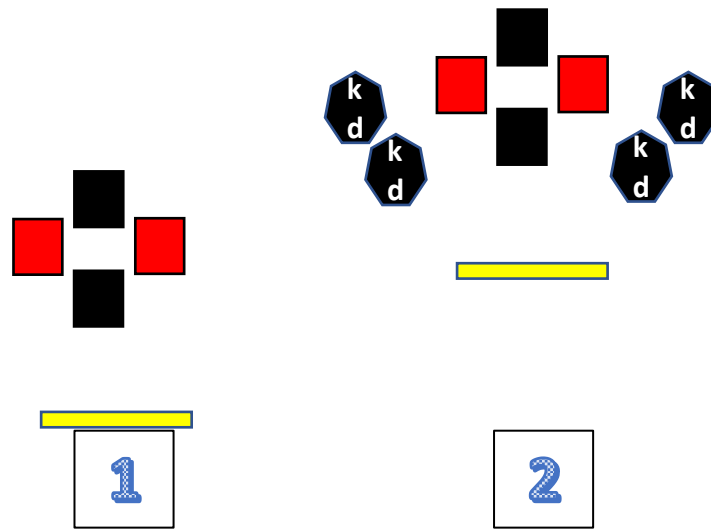
STAGING: Pistols holstered. Rifle and shotgun at position 1.

SEQUENCE: Rifle – shotgun - pistols

START: At the ready but not touching guns or ammo.

ATB: with rifle shoot tgts 2-1-1-1.. With shotgun shoot 1 KD from each pair until down. Move forward to yellow board and shoot pistol(s) same instructions as rifle. Be sure long guns are facing into right berm before moving.

Stage 6



10 rifle, 10 pistol, 4+ shotgun

STAGING: Pistols holstered. Rifle and shotgun at position 2.

SEQUENCE: Shooter's choice, rifle may not be last

START: at the ready at position of choice

ATB: At position 1 with pistols, double tap each red tgt and triple tap each black tgt. With shotgun shoot 4 KD's till down. At position 2 with rifle shoot same instructions as pistols