
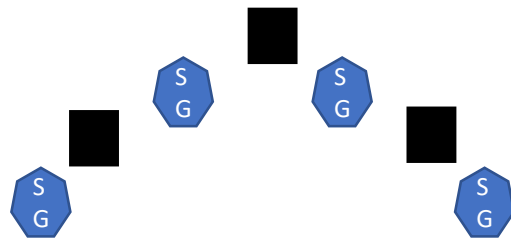


Stage 1



1



2

10 rifle, 10 pistol, 4+ SG.


SG at position 2, rifle at position 2, pistols holstered.

Start with hands on pistol(s) at position 1.

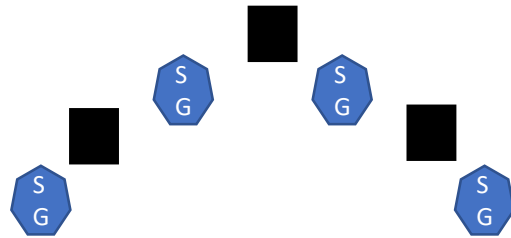
Order is pistols, rifle, SG

ATB: With pistols shoot a 3, 4, 3 sweep starting on left or right tgt. At position 2, with rifle shoot same instructions as pistols. With SG sweep tgts starting on either end till down.

Stage 2



2



1

10 rifle, 10 pistol, 4+ SG.

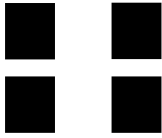
SG at position 1, rifle at position 1, pistols holstered.

Start at SASS default

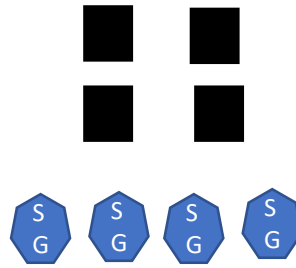
Starting location and shooting order is shooter's choice. Rifle may not be last.

ATB: With pistols put 1 shot on center tgt, dbl tap left tgt, 1 shot on center tgt, dbl tap right tgt, 1 shot on center tgt, dbl tap left tgt and 1 on center tgt. At position 2, with rifle shoot tgts same as pistols. At position 1 with SG shoot 4 KD's outside – outside – inside – inside till down.

Stage 3



1



2

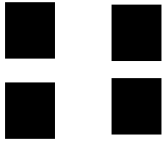
10 rifle, 10 pistol, 4+ shotgun

Rifle at position 2, SG at position 2, pistols holstered.


Start at Texas Surrender
Order is pistols, rifle, SG

ATB – At position 1 with pistols shoot tgts 1-4-1-4 in an X (i.e. top left – bottom right - top right - bottom left.) May start on either top tgt but must shoot an X configuration. At position 2 shoot rifle same instructions as pistols. With SG shoot KD's till down.

Stage 4



2



1

10 rifle, 10 pistol, 4+ shotgun

Rifle at position 1, SG at position 1, pistols holstered.

Start with SG or rifle in hands

Rifle or shotgun first and Pistols shot last

ATB - At position 1 with SG shoot 4 KD's till down. With rifle shoot 3 on each high tgt and 2 on each low tgt. At position 2, shoot pistols same instructions as rifle.

ROUND COUNT STAGE

Stage 5



1

2

10 rifle, 10 pistol, 6+ shotgun.

Rifle at position 2, SG at position 1, pistols holstered

Hands on table at position 1 or 2

Order is shooter's choice. Rifle may not be last.

ATB: With SG, shoot 6 KD's down from posit. 1 to position 2. With rifle sweep rifle tgts 1, 4, 4, 1 starting on either end. Shoot pistol tgts same instructions as rifle. If shooting SG last, shoot 6 KD's down from posit. 2 to position 1.

Stage 6



2



1

10 rifle, 10 pistol, 4+ shotgun.

SG at position 2, Rifle at position 1, pistols holstered

Start with thumbs in SG belt.

Shooting order pistols, rifle, SG

ATB: with pistols dbl tap inside tgts then single tap outside tgts then dbl tap inside tgts. Same instructions for rifle. From behind yellow board, shoot 4 KD's till down.