
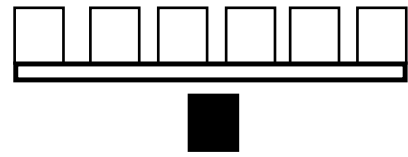
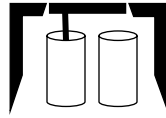


Stage 1



2

1


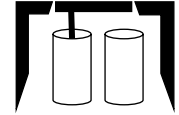
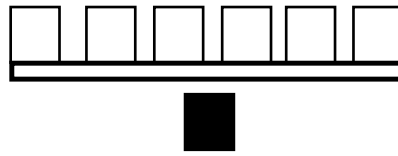
10 rifle, 10 pistol, 4+ SG.

SG at position 1, rifle at position 1, pistols holstered.

Start In a prayerful position at position 1 or 2.

ATB: With rifle shoot 6 plate rack plates till down. Any rounds remaining to be shot on rectangular plate under rack. With SG shoot gongs 4 times with no dbl taps anywhere between positions 1 and 2 but NOT from behind tables. With pistols shoot a double tap Nevada sweep starting from either end

## Stage 2



1

2


10 rifle, 10 pistol, ?+ SG.

SG at position 2, rifle at position 2, pistols holstered.

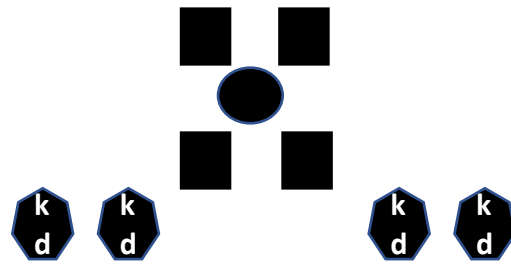
Start With hands on gun(s) at position 1.

ATB: With pistols shoot a 2-3-5 sweep from either end. At position 2 with rifle sweep 6 plate rack plates starting from left or right end then shoot 4 shots on plate under rack. If any plates are still up shoot gongs on right the equal number of times with SG.

## Stage 3



1




2

10 rifle, 10 pistol, at least 2+ SG.

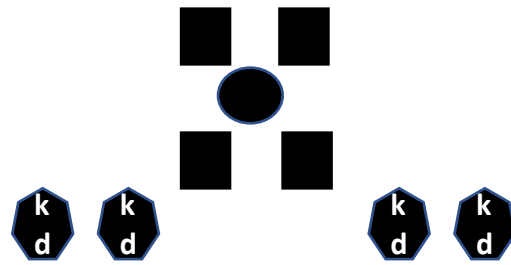
Rifle and shotgun at position 2, pistols holstered. Start with hands grasped behind your back at table of choice

ATB: With rifle shoot tgts in the following order: 2 on top left then 1 on middle then 2 on bottom right then 2 on top right then 1 on middle then 2 on bottom left (an X). Shoot pistols same instructions as rifle. With SG shoot 4 KD's till down. **Rifle may not be last**

## Stage 4



2




1

10 rifle, 10 pistol, 4+ SG.

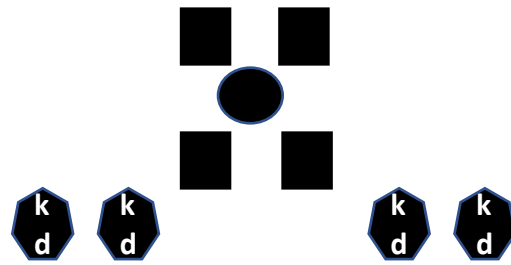
Shotgun at position 1, Rifle at position 1, pistols holstered. Hands flat on table at position 1.

ATB: With SG, shoot right 2 KD's till down then shoot 2 left KD's till down. With rifle shoot a 4 shot circular sweep of outside targets, shoot 2 on center then sweep outside targets again. Shoot pistols same instructions as rifle.

## Stage 5



1




2

10 rifle, 10 pistol, 4+ SG.

SG and rifle at position 2, pistols holstered.  
Start at position of gun of choice with hands touching hat brim.

ATB: With pistols at position 1 put at least 1 shot on each target for 10 rounds. At position 2, shoot rifle same as pistols. With SG shoot 4 KD's till down. **Rifle may not be last**

## Stage 6



10 rifle, 10 pistol, 4+ SG.

Shotgun in hands at board to right of position 1,  
Rifle at position 1, pistols holstered

ATB: With SG, shoot 4KD's till down. With rifle  
shoot targets from either end with a 2-3-3-2  
sweep. Move to position 2 and shoot pistols  
same instructions as rifle.


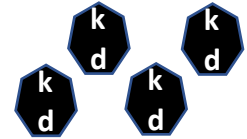
## Stage 7



1



2



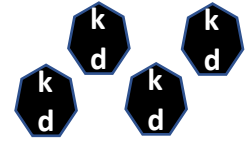

10 rifle, 10 pistol, 4+ SG.

Shotgun and rifle at position 2, pistols holstered

Start at position 1 with thumbs in gun belt.

ATB: With pistols, single tap each outside target then triple tap each inside target then single tap each outside target . Shoot rifle same instructions as pistols. With shotgun shoot 4 KD's till down

## Stage 8



1

10 rifle, 10 pistol, 4+ SG.

Shotgun and rifle at position 1, pistols holstered

Start at position 1 at SASS default. May start with rifle OR SG

ATB: With shotgun shoot 4 KD's till down. With rifle sweep targets from either end as follows: 1 on 1 then 2 on 2 then 1 on 3 then 2 on 4 then 1 on 3 then 2 on 2 then 1 on 1. Move to yellow board and shoot pistols same instructions as rifle.

**RIFLE AND SHOTGUN MUST BE RESTAGED FACING INTO RIGHT BERM.**