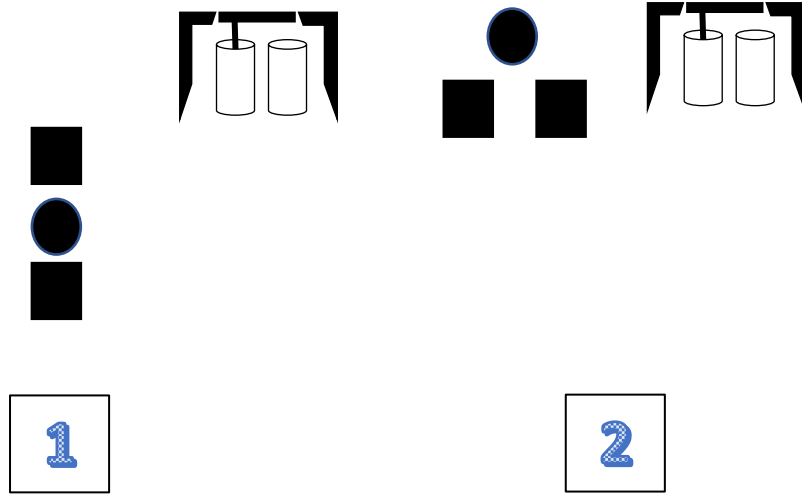


## Stage 1



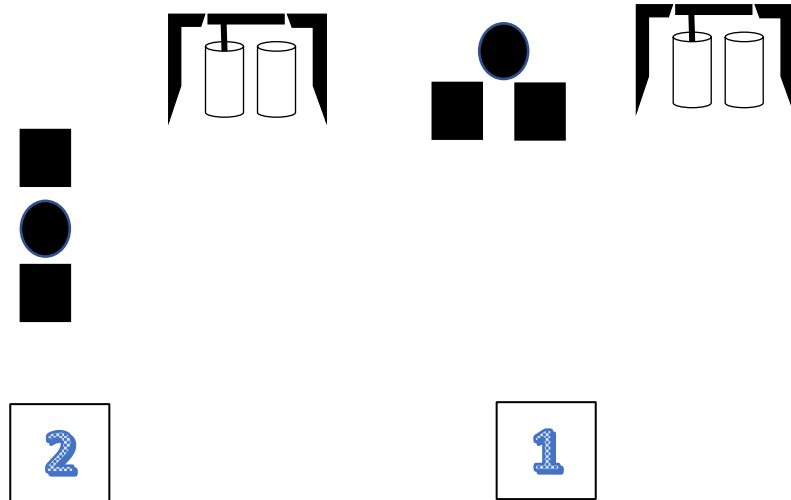
10 rifle, 10 pistol, 4+ SG.

Rifle on table at position 2. SG at position 2, pistols holstered.

Start at position 1 with hands flat on table.

ATB: With pistols sweep targets 3-4-3 starting on top or bottom with no triple taps. Move to position 2 and shoot rifle from either end with same instructions as pistols except left to right and right to left. Then, With SG shoot left 2 gongs and then right 2 gongs.

## Stage 2



10 rifle, 10 pistol, 4+ SG.

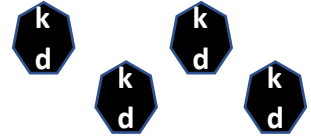

Rifle on table at position 1. SG at position 1 or 2, pistols holstered.

Start With hands touching hat brim at position of choice. **Rifle may not be last.**

ATB: At position 2 with pistols shoot 3 tgts in a 2-1-2 sweep from top to bottom then repeat from bottom to top. At position 1 shoot rifle same instructions as pistols but left to right and then right to left. With SG shoot gongs 4 times with no double taps. May shoot gong set of your choice from either position 1 or 2.

## Stage 3

L



1

2

10 rifle, 10 pistol, 4+ SG.

Rifle on table at position 1. SG at position 2, pistols holstered.

Start with hands touching gun(s) of choice.  
**RIFLE MAY NOT BE LAST.**

ATB: At position 2 with shotgun shoot 4 KD's till down. At position 1 with rifle (using top 3 targets) shoot a sweep starting on **red** target. Shoot **red** target once then dbl tap tgt 1. single tap **red** tgt then dbl tap tgt 2, single tap **red** tgt then dbl tap tgt 3 then single tap **red** tgt. Shoot pistols same instructions as rifle except use 3 bottom tgts.

## Stage 4

L

1 2 3  
1 2 3



2

1


10 rifle, 10 pistol, 2+ SG.

Rifle on table at position 2. SG at position 1, pistols holstered. Order is shooter's choice. **Rifle may not be last.**


Start with thumbs in gun belt at position of choice.

ATB: With rifle for 9 shots shoot a continuous Nevada sweep on top 3 targets with 10<sup>th</sup> shot on single **red** tgt. Shoot pistols same instructions as rifle except use bottom 3 targets. With SG shoot any 2 KD's till down.

## Stage 5



1



2



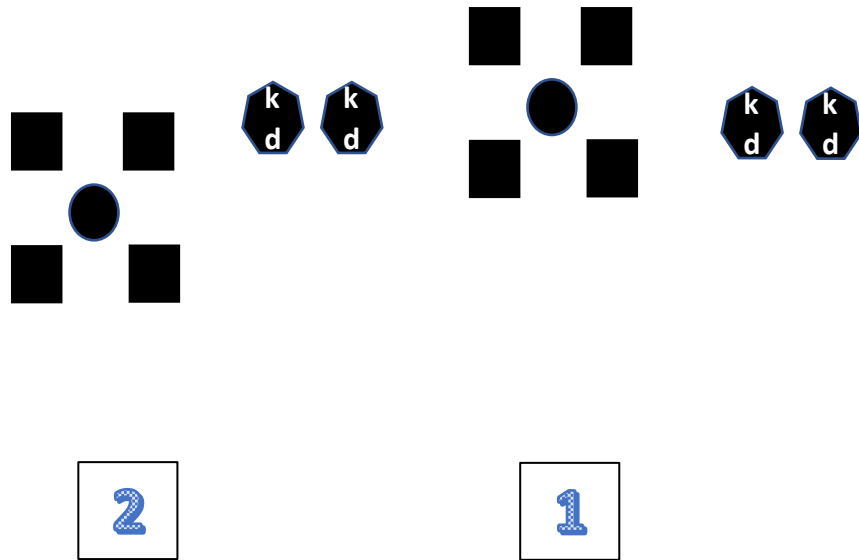
10+1 rifle, 10 pistol, 2+ SG.

Safely stage guns at positions of your choice. Shooting order is shooter's choice. **Rifle may not be last.**

Start – At gun of choice – Standing with hands at sides. Pistols to be shot at position 1, Shotgun and rifle from position 2.

ATB: With rifle shoot a Lawrence Welk sweep on 4 outside tgts, then load 1 round and shoot center tgt. Shoot pistols in a Lawrence Welk sweep on 4 outside tgts with no reload needed. With SG, shoot any 2 KD's till down

## Stage 6



10 rifle, 10 pistol, 4+ SG.

SG at position 1, rifle at position 1, pistols holstered. Order is shotgun, rifle, pistols.

Start – At position 1 with SG in 1 hand and 2 shells in the other

ATB: With shotgun shoot 4 KD's till down. Then with rifle shoot 3 diagonal targets in a continuous Nevada sweep double tapping the center target on each pass. Pistols same instructions as rifle.