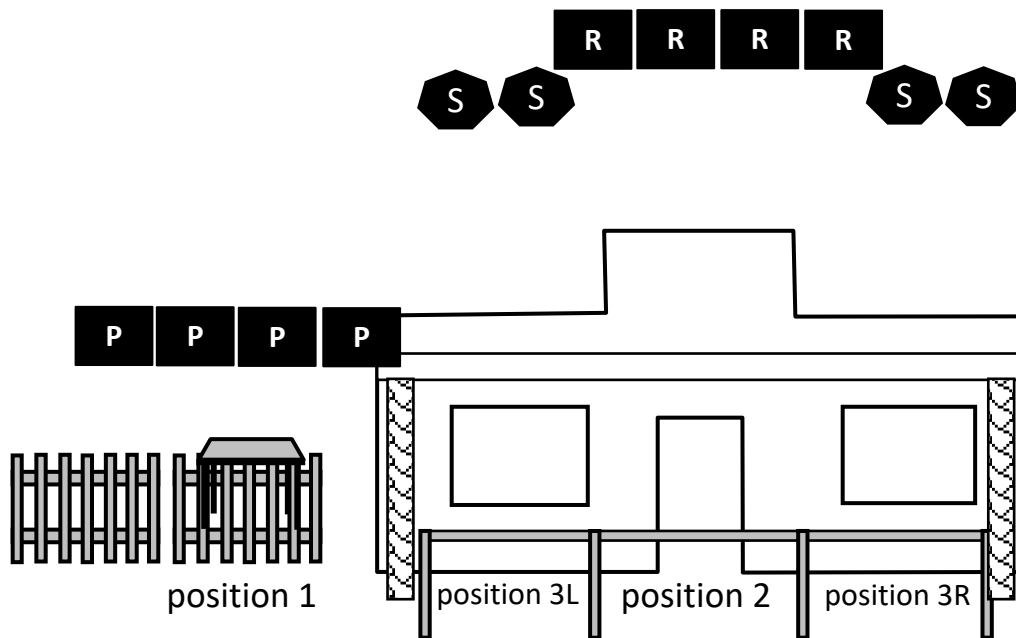


STAGE 1 BAY 3



10 PISTOL 10 RIFLE 2+ SHOTGUN

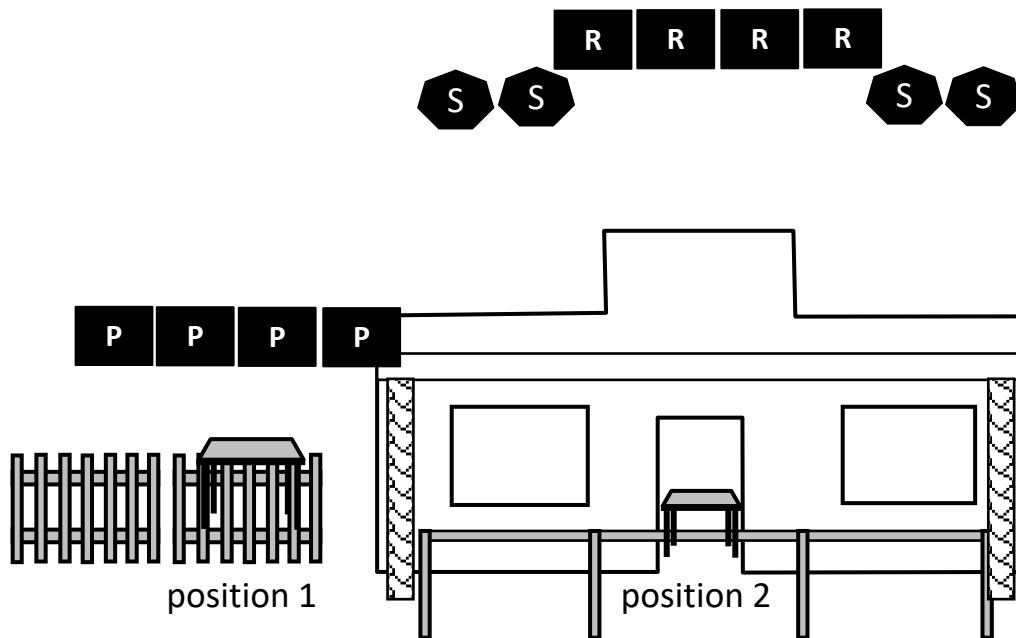
STAGING: PISTOLS HOLSTERED. RIFLE STAGED VERTICALLY AT POSITION 2(DOORWAY) AND SHOTGUN STAGED ANYWHERE SAFELY

SEQUENCE: SHOOTER'S CHOICE. RIFLE MAY NOT BE LAST

START: AT THE READY AT POSITION OF CHOICE.

ATB: AT POSITION 1 WITH PISTOLS SHOOT TARGETS IN FOLLOWING ORDER: 1, 2, 1, 3, 1, 4, 1, 2, 3, 4. AT POSITION 2 WITH RIFLE SHOOT SAME INSTRUCTIONS AS PISTOLS. RESTAGE RIFLE SAFELY AT POSITION OF CHOICE. AT POSITION 3L OR 3R, SHOOT 2 KD'S TILL DOWN.

STAGE 2 BAY 3



10 PISTOL 10 RIFLE 4+ SHOTGUN

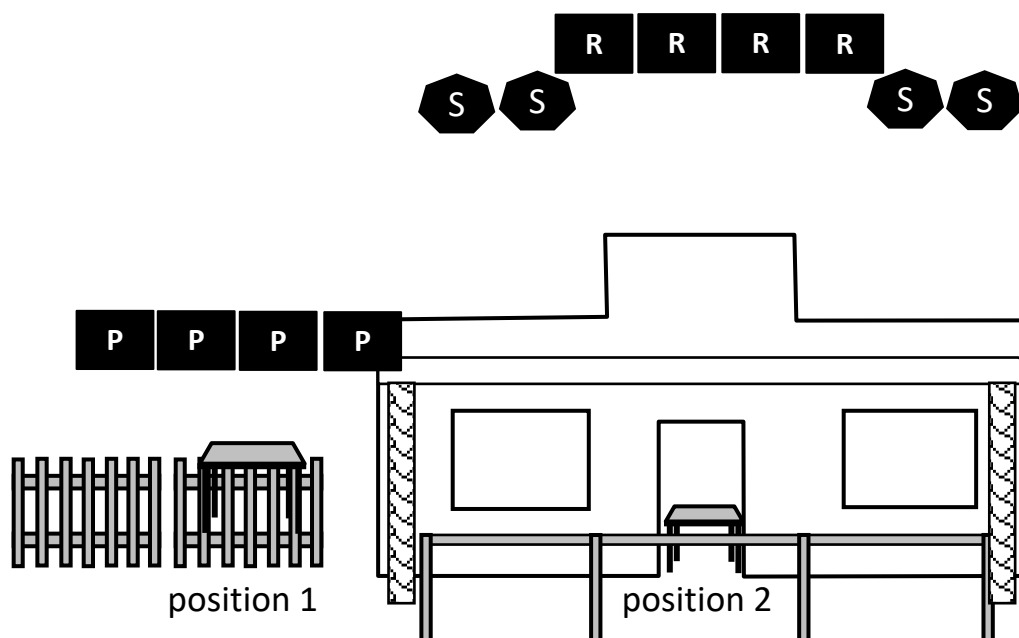
STAGING: PISTOLS HOLSTERED. RIFLE AND SHOTGUN STAGED ANYWHERE SAFELY

SEQUENCE: SHOOTER'S CHOICE. RIFLE MAY NOT BE LAST

START: HANDS IN A PRAYERFUL POSITION .

ATB: AT POSITION 1 WITH PISTOLS TRIPLE TAP TARGETS 2 & 3 THEN SINGLE TAP SWEEP TARGETS FROM EITHER END. AT POSITION 2 SHOOT RIFLE SAME INSTRUCTIONS AS PISTOLS. AT POSITION 2 SHOOT 4 KD'S TILL DOWN.

STAGE 3 BAY 3



10 PISTOL 10 RIFLE 4+ SHOTGUN

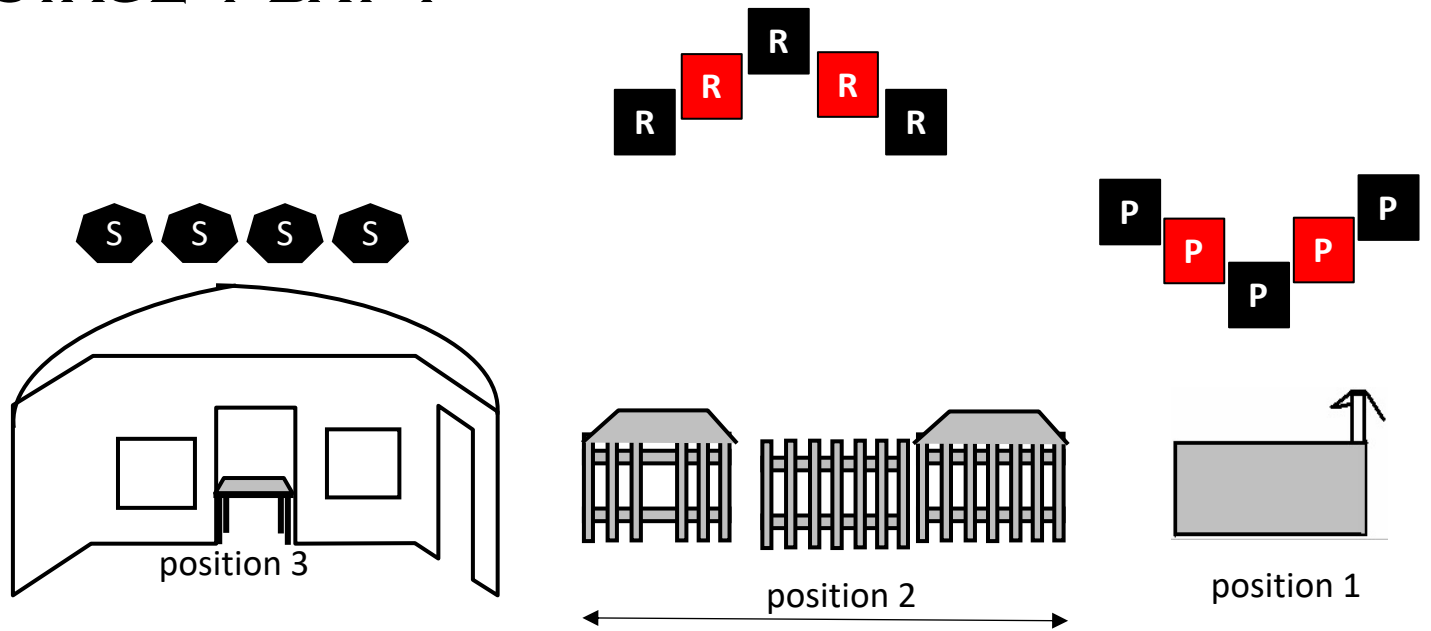
STAGING: PISTOLS HOLSTERED. RIFLE AND SHOTGUN STAGED ON TABLE IN DOORWAY.

SEQUENCE: SHOOTER'S CHOICE. RIFLE MAY NOT BE LAST

START: THUMBS IN EARS.

ATB: AT POSITION 1 WITH PISTOLS SHOOT A 5 SHOT NEVADA SWEEP ON LEFT 3 TARGETS THEN SHOOT SAME ON RIGHT 3 TARGETS. AT POSITION 2 WITH RIFLE SHOOT SAME INSTRUCTIONS AS PISTOLS. AT POSITION 2 SHOOT 4 KD'S TILL DOWN.

STAGE 4 BAY 4



10 PISTOL 10 RIFLE 4+ SHOTGUN

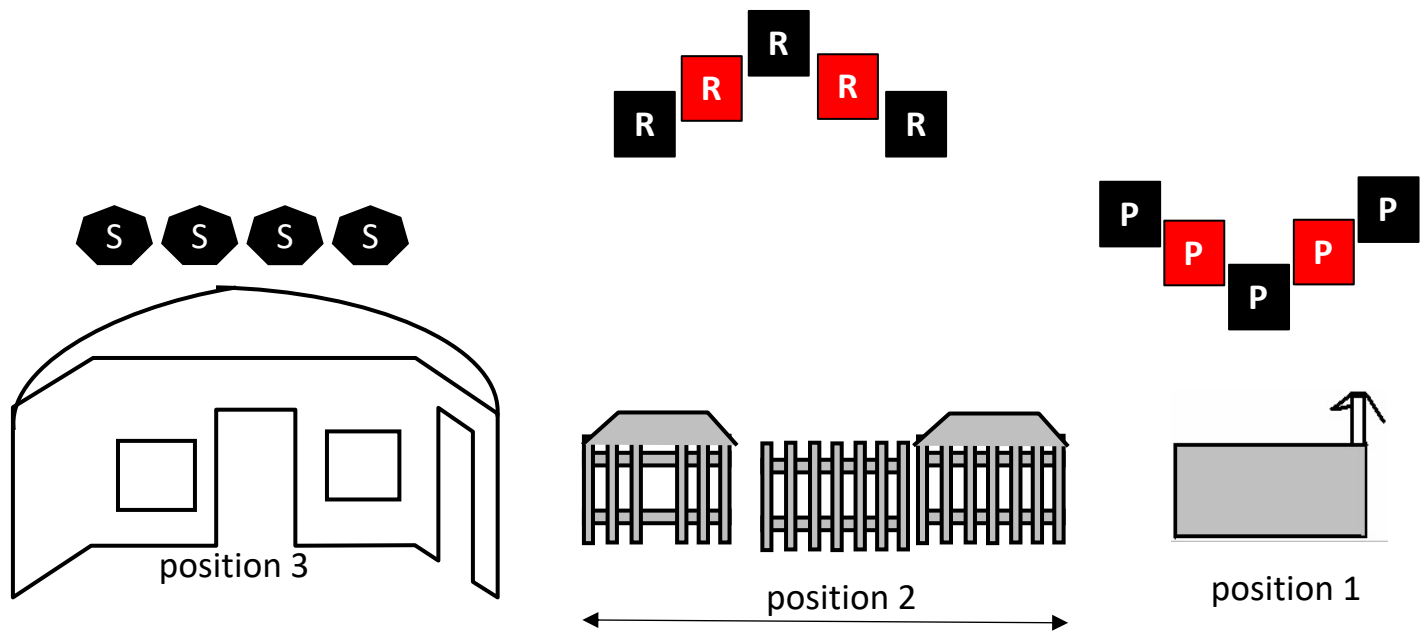
STAGING: PISTOLS HOLSTERED. RIFLE AND SHOTGUN STAGED ANYWHERE SAFELY

SEQUENCE: SHOOTING ORDER IS START WITH SHOTGUN OR PISTOLS. RIFLE MAY NOT BE LAST.

START: AT THE READY BUT NOT TOUCHING GUN(S) OR AMMO.

ATB: WITH PISTOLS AT POSITION 1 DOUBLE TAP TARGETS OUTSIDE, OUTSIDE, INSIDE INSIDE, MIDDLE. WITH RIFLE AT POSITION 2 DOUBLE TAP TARGETS INSIDE, MIDDLE, MIDDLE, OUTSIDE, OUTSIDE. WITH SHOTGUN AT POSITION 3 SHOOT 4 KD'S TILL DOWN.

STAGE 5 BAY 4



10 PISTOL 10 RIFLE 4+ SHOTGUN

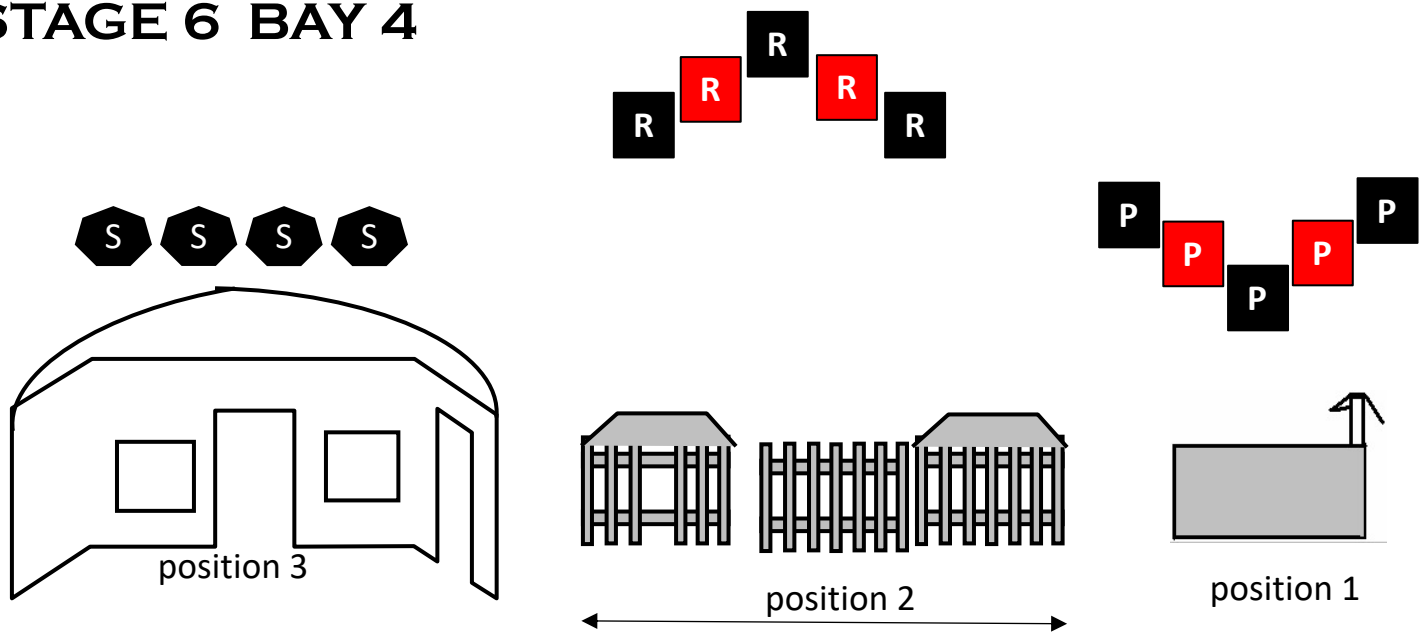
STAGING: PISTOLS HOLSTERED. RIFLE AND SHOTGUN STAGED ANYWHERE SAFELY

SEQUENCE: SHOOTER'S CHOICE. RIFLE MAY NOT BE LAST

START: AT THE READY BUT NOT TOUCHING GUN(S) OR AMMO.

ATB: WITH PISTOLS AT POSITION 1 SWEEP TARGETS 2, 1, 4, 1, 2 STARTING ON EITHER END. WITH RIFLE AT POSITION 2 SHOOT SAME INSTRUCTIONS AS PISTOLS. WITH SHOTGUN AT POSITION 3 SHOOT 4 KD'S TILL DOWN.

STAGE 6 BAY 4



10 PISTOL 10 RIFLE 3+ SHOTGUN

STAGING: PISTOLS HOLSTERED. RIFLE AND SHOTGUN STAGED ANYWHERE SAFELY

SEQUENCE: SHOOTER'S CHOICE. RIFLE MAY NOT BE LAST

START: GUN(S) OF CHOICE IN HAND(S) WITH MUZZLE(S) RESTING ON TABLETOP.

ATB: WITH PISTOLS AT POSITION 1 TRIPLE TAP ALTERNATE BETWEEN RED TARGETS AND PUT LAST SHOT AN ANY OF THE BLACK TARGETS. WITH RIFLE AT POSITION 2 SHOOT SAME INSTRUCTIONS AS PISTOLS. WITH SHOTGUN AT POSITION 3 SHOOT ANY 3 KD'S TILL DOWN.