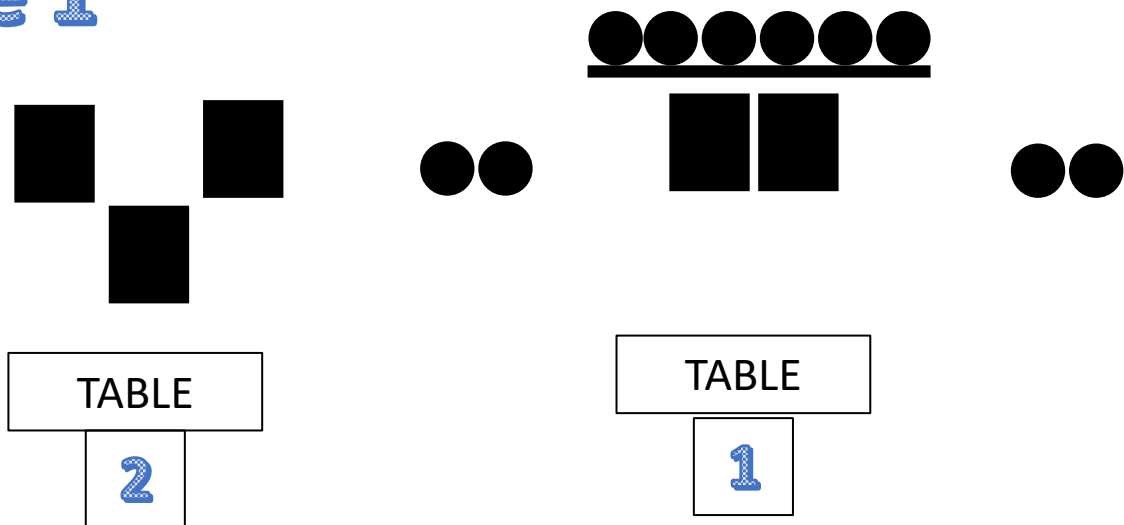


Stage 1



10 rifle, 10 revolver, 2+ shotgun

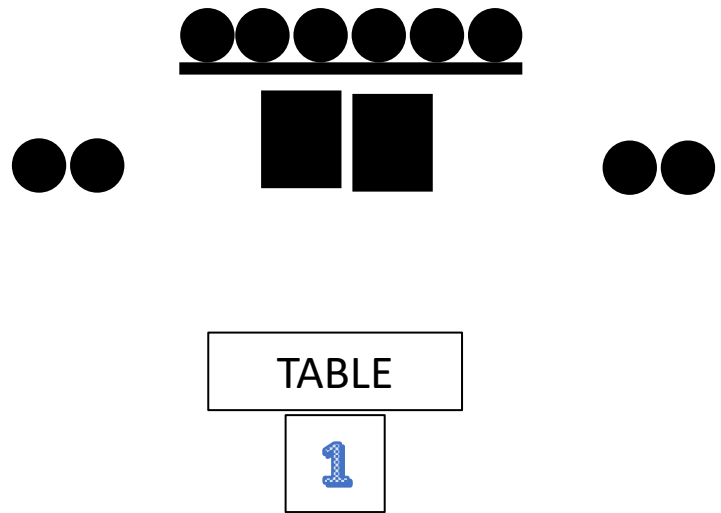
STAGING: Rifle on table at position 1, shotgun staged safely, revolvers holstered.

SEQUENCE: Shooting order is rifle, shotgun, pistols

START: hands on table but not touching gun of choice

ATB: At position 1 with rifle for 10 shots sweep plate rack plates from either end till down. Shoot any remaining shots on either plate beneath plate rack. With shotgun from position 1 shoot 2 KD's till down. At position 2 with pistols sweep targets 2-6-2 from either end.

Stage 2



10 rifle, 10 revolver, 4+ shotgun

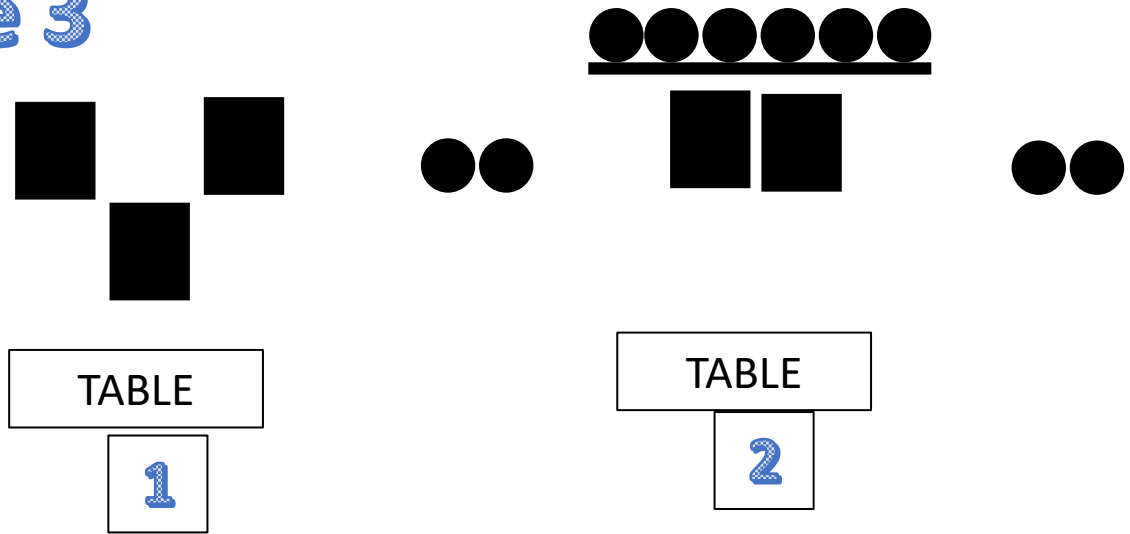
STAGING: Rifle and shotgun on table at position 1,,
revolvers holstered.

SEQUENCE: Rifle may not be last

START: gun of choice in hand(s)

ATB: At position 1 shoot 3 plate rack plates with rifle then alternate between bottom 2 plates for remaining 7 rounds. With pistols shoot same instructions as rifle. With shotgun shoot 4 KD's till down. IF you miss a plate rack plate you MAY NOT re-engage it. Any plate rack plates remaining up may be re-engaged with shotgun after first shooting 4 KD's till down.

Stage 3



10 rifle, 10 revolver, 4+ shotgun

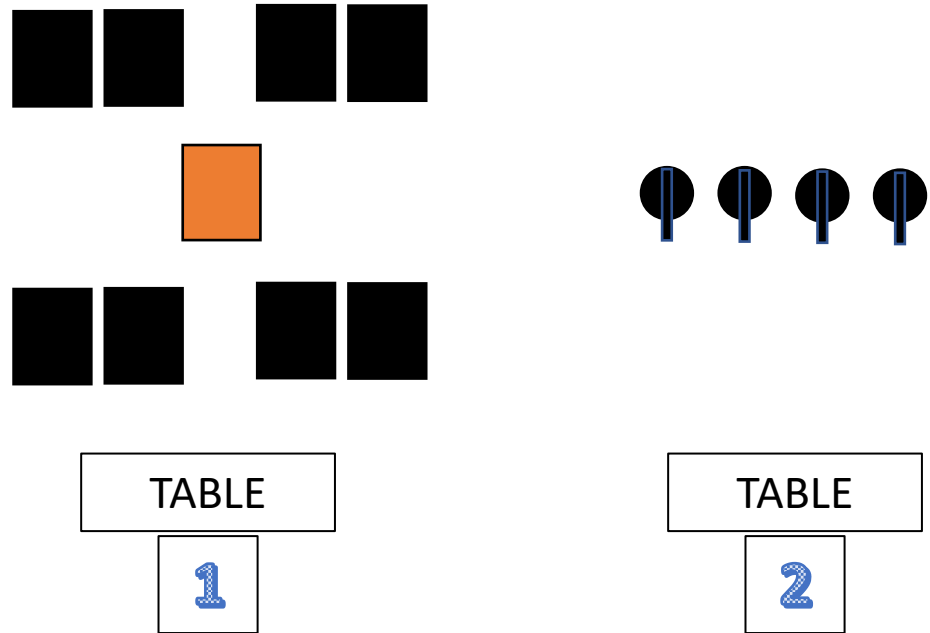
STAGING: Rifle and shotgun on table at position 2, revolvers holstered.

SEQUENCE: Rifle may not be last

START: At the ready but not touching guns or ammo

ATB: At position 1 with pistols sweep targets from either end at least 3 times each except NO TRIPLE TAPS. At position 2 shoot rifle same instructions as pistols. At position 2 shoot 4 KD's till down.

Stage 4



10 rifle, 10 revolver, 4+ shotgun

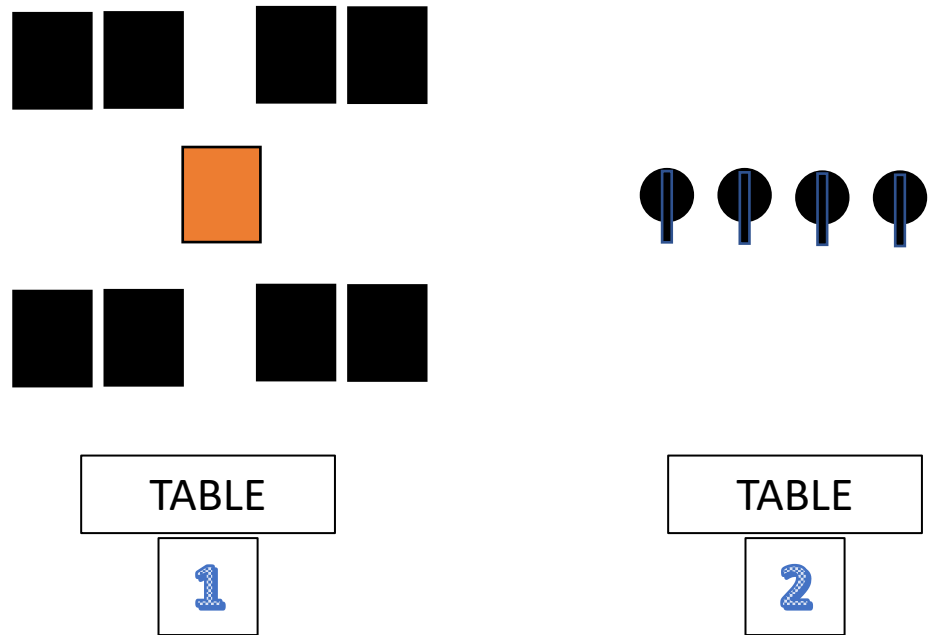
STAGING: Rifle on table at position 1, shotgun staged safely, revolvers holstered.

SEQUENCE: Shooting order is shooter's choice – **RIFLE MAY NOT BE LAST.**

START: hands on table but not touching gun of choice

ATB: With rifle sweep top tgts once each, then dbl tap center tgt, then sweep top tgts once each again. Shoot revolvers same as rifle except use bottom targets. At position 2 with SG - shoot 4 KD's till down.

Stage 5



10 rifle, 10 revolver, 4+ shotgun

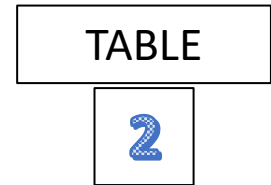
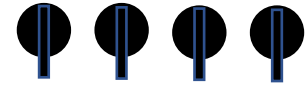
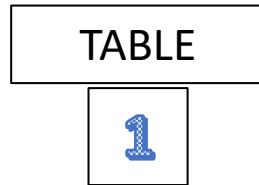
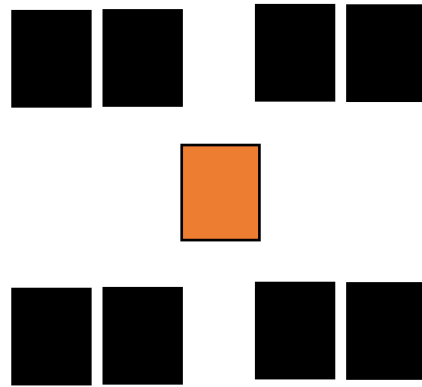
STAGING: Rifle on table at position 1, shotgun staged safely, revolvers holstered.

SEQUENCE: Shooting order is shooter's choice – **RIFLE MAY NOT BE LAST.**

START: thumbs in ears

ATB: At position 1 with rifle, double tap alternate for 10 shots between any 2 top targets. With pistols, same instructions as rifle but on any 2 bottom targets. At 2 with Shotgun shoot as many KD's as needed to make up for misses on rifle and/or pistols. No misses – no shotgun.

Stage 6



10 rifle, 10 revolver, 4+ shotgun

STAGING: you choose

SEQUENCE: you choose

START: you choose

ATB: you choose