
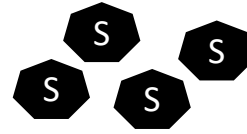
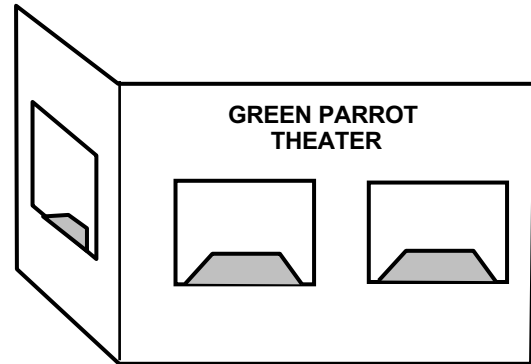


# MAIN MATCH - STAGE 1 BAY 2



position 1



position 2

**10 PISTOL 10 RIFLE 4+ SHOTGUN**

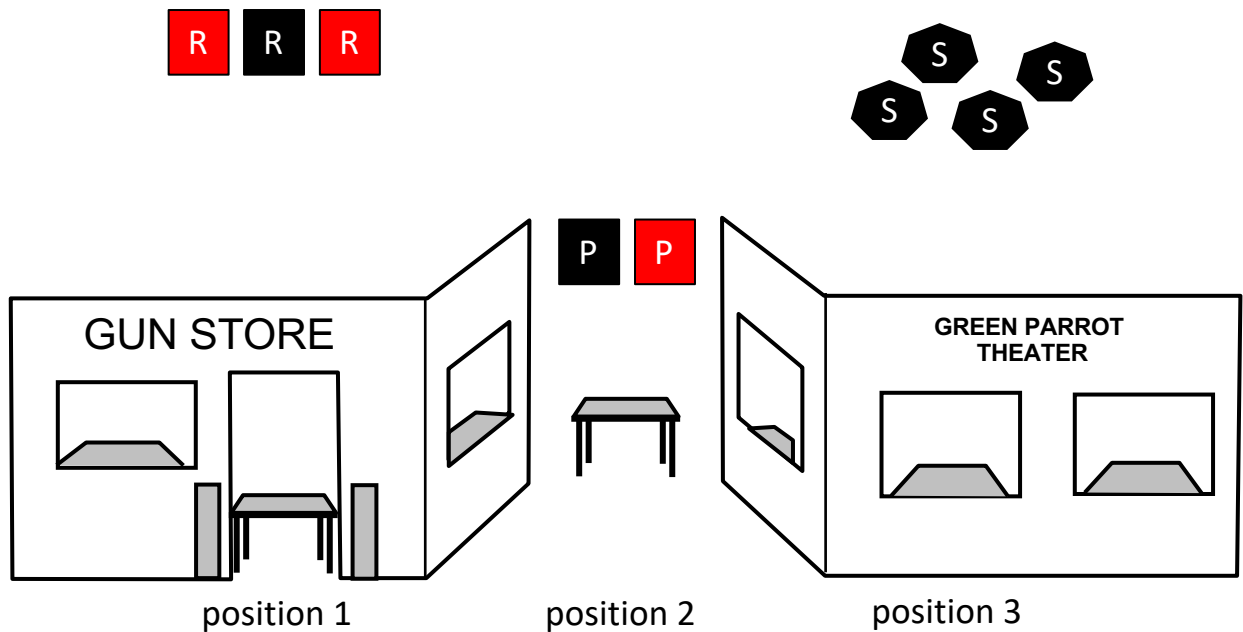
**STAGING:** PISTOLS HOLSTERED, RIFLE AND SHOTGUN STAGED AT POSITION 1

**SEQUENCE:** SHOOTING ORDER IS SHOOTER'S CHOICE – RIFLE MAY NOT BE LAST.

**START:** AT THE READY – NOT TOUCHING GUN(S) OR AMMO

**ATB:** AT POSITION 1 WITH PISTOLS SWEEP PISTOL TARGETS 3-5-3. WITH RIFE SHOOT RIFLE TARGETS SAME INSTRUCTIONS AS PISTOLS. AT POSITION 2 WITH SHOTGUN SHOOT 4 KD'S TILL DOWN.

# MAIN MATCH - STAGE 2 BAY 2



**10 PISTOL 10 RIFLE 4+ SHOTGUN**

**STAGING:** PISTOLS HOLSTERED, RIFLE AT POSITION 1 AND SHOTGUN AT POSITION 3.


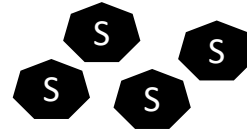
**SEQUENCE:** START WITH RIFLE

**START:** HANDS ON HIPS

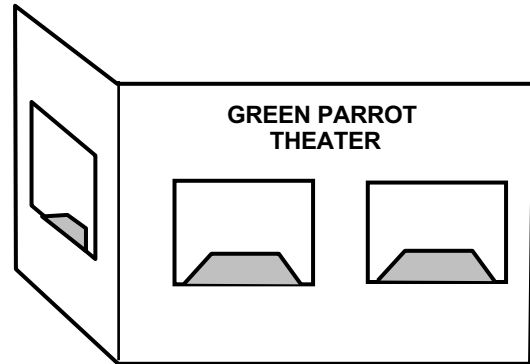
**ATB:** WITH RIFLE AT POSITION 1 SHOOT RED TGTS 5 TIMES EACH. AT POSITION 2 WITH PISTOL(S) SHOOT TGTS 5 TIMES EACH. AT POSITION 3 SHOOT 4 KD'S TILL DOWN.

.

# MAIN MATCH - STAGE 3 BAY 3



position 1



position 2

**10 PISTOL 10 RIFLE 4+ SHOTGUN**

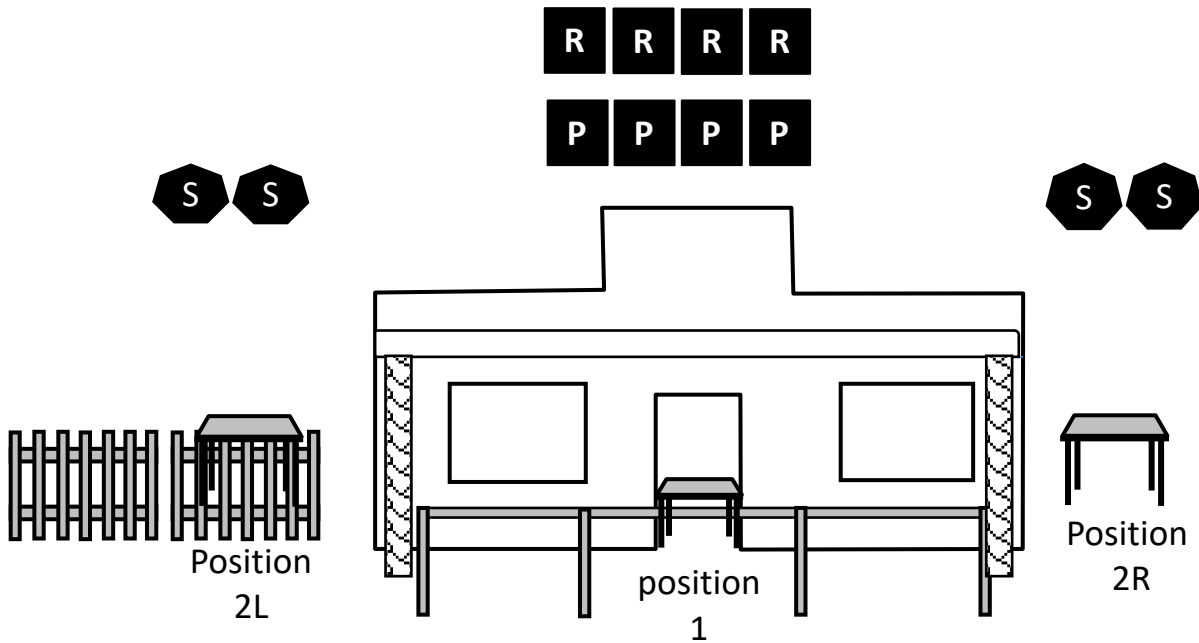
**STAGING:** PISTOLS HOLSTERED, RIFLE AT POSITION 1 AND SHOTGUN AT POSITION 2.

**SEQUENCE:** SHOOTING ORDER IS SHOOTER'S CHOICE – RIFLE MAY NOT BE LAST.

**START:** WITH HANDS HANGIN' AT THE END OF YOUR ARMS

**ATB:** WITH RIFLE AT POSITION 1 SHOOT RED TGTS 4 TIMES EACH AND BLACK TGT TWICE. AT POSITION 1 WITH PISTOL(S) SHOOT BLACK TGTS 4 TIMES EACH RED TGT TWICE. AT POSITION 2 SHOOT 4 KD'S TILL DOWN.

## MAIN MATCH - STAGE 4 BAY 3



**10 PISTOL 10 RIFLE 2+ SHOTGUN**

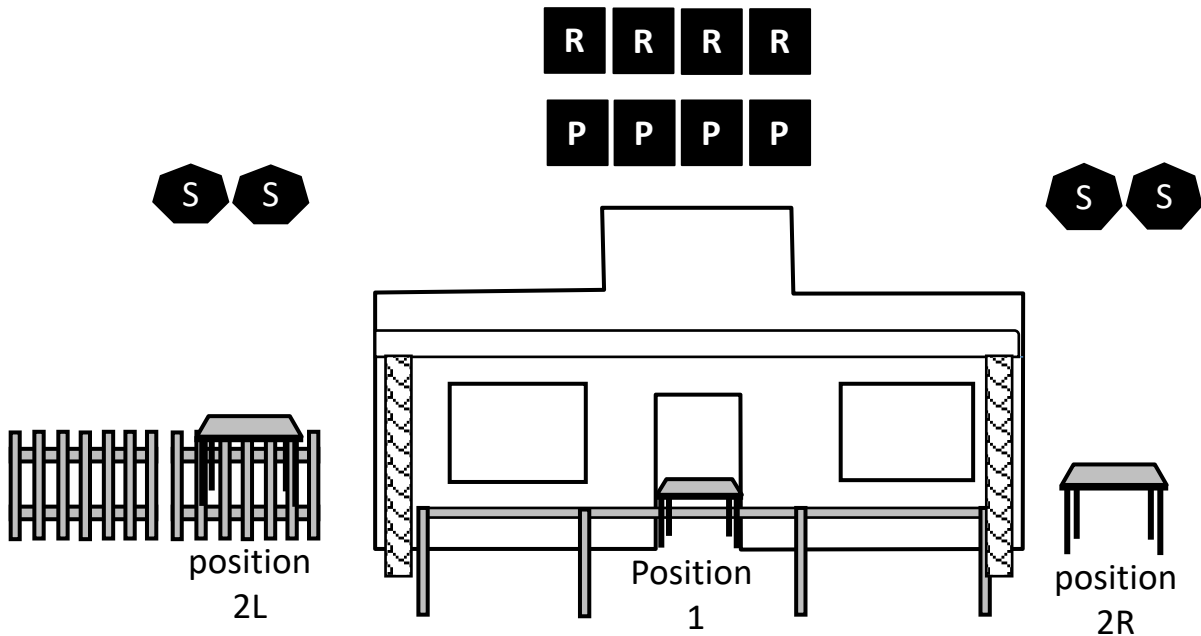
**STAGING:** PISTOLS HOLSTERED, RIFLE STAGED AT POSITION 1. SHOTGUN AT POSITION 2L OR 2R.

**SEQUENCE:** SHOOTING ORDER IS SHOOTER'S CHOICE – RIFLE MAY NOT BE LAST.

**START:** AT THE READY BUT NOT TOUCHING GUNS OR AMMO

**ATB:** AT POSITION 1 FOR 20 ROUNDS, TRIPLE TAP SWEEP TOP SET OF TARGETS THEN DOUBLE TAP SWEEP THE BOTTOM SET OF TARGETS. AT POSITION 2R OR 2L SHOOT 2 KD'S TILL DOWN.

## MAIN MATCH - STAGE 5 BAY 3



**10 PISTOL 10 RIFLE 2+ SHOTGUN**

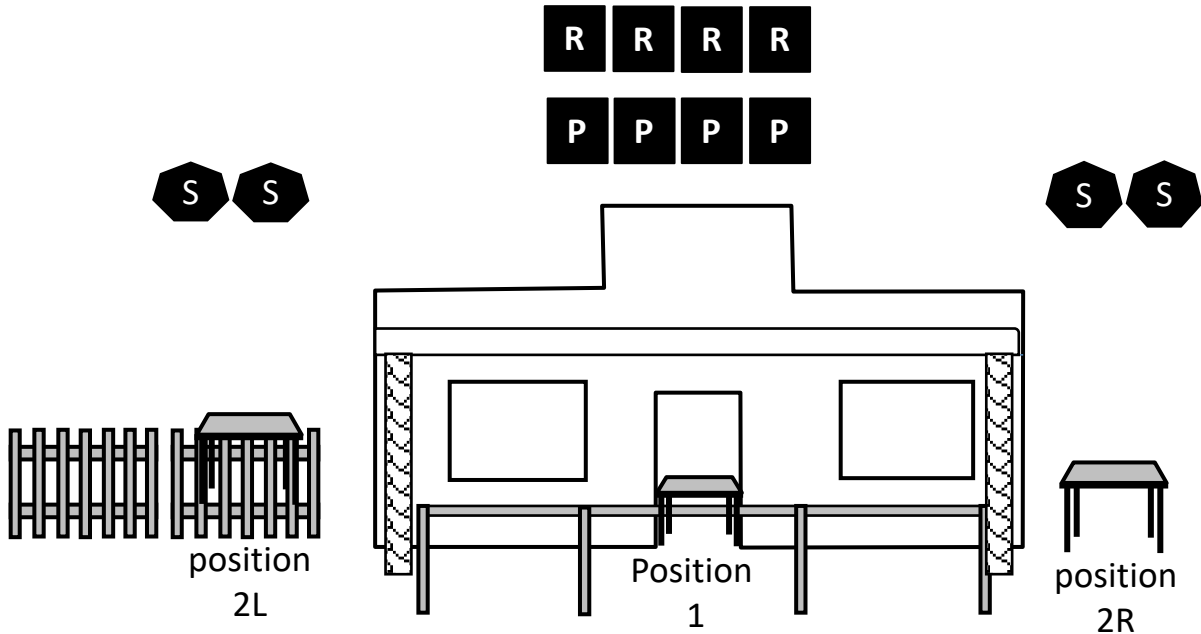
**STAGING:** PISTOLS HOLSTERED, RIFLE AND SHOTGUN STAGED AT POSITION 1.

**SEQUENCE:** SHOOTING ORDER IS SHOOTER'S CHOICE – RIFLE MAY NOT BE LAST.

**START:** AT THE READY BUT NOT TOUCHING GUNS OR AMMO

**ATB:** AT POSITION 1 WITH RIFLE SHOOT A LAURENCE WELK SWEEP ON TOP TARGETS. WITH PISTOLS SHOOT A LAURENCE WELK SWEEP ON BOTTOM TARGETS. WITH SHOTGUN AT POSITION 2L OR 2R SHOOT 2 KD'S TILL DOWN.

## MAIN MATCH - STAGE 6 BAY 3



**10 PISTOL 10 RIFLE 2+ SHOTGUN**

**STAGING:** PISTOLS HOLSTERED, RIFLE AND SHOTGUN STAGED AT POSITION 1.

**SEQUENCE:** SHOOTING ORDER IS SHOOTER'S CHOICE — RIFLE MAY NOT BE LAST.

**START:** HANDS IN THE SANTA POSITION (FOLDED OVER YOUR TUMMY)

**ATB:** AT POSITION 1 WITH RIFLE SHOOT TOP 4 TARGETS IN A 2 SHOTS ON TGT 1, 3 ON TGT 2, 4 ON TGT 3 AND 1 ON TGT 4. SWEEP FROM EITHER END. SHOOT PISTOLS SAME INSTRUCTIONS AS RIFLE. WITH SHOTGUN SHOOT 2 KD'S TILL DOWN FROM POSITION 2L OR 2R