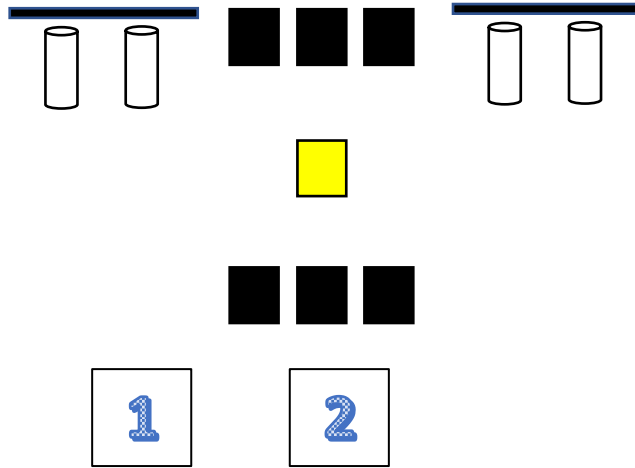


Stage 1



10 rifle, 10 pistol, 4+ shotgun

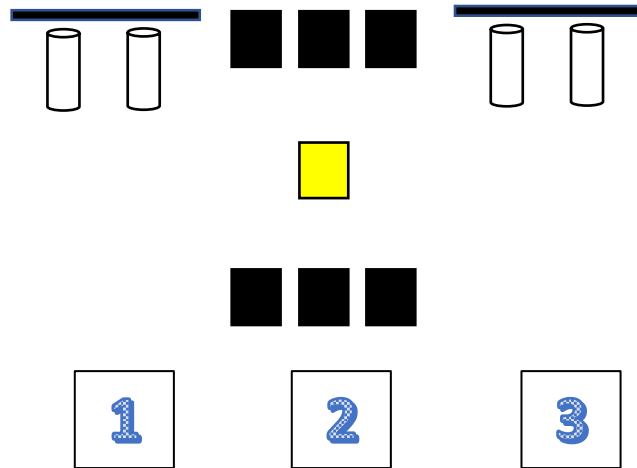
STAGING: Pistols holstered. Rifle at posit 2.

SEQUENCE: rifle may not be last

START: shotgun in hands at position 1

ATB: At position 1 with shotgun shoot gongs twice each no double taps. With rifle at position 2 on rifle tgts, single tap yellow tgt then dbl tap right tgt, single tap yellow tgt then dbl tap center tgt then single tap yellow tgt then dbl tap left tgt then single tap yellow tgt. Shoot pistols same instructions as rifle but use bottom 3 tgts.

Stage 2



10 rifle, 10 pistol, 2 shotgun

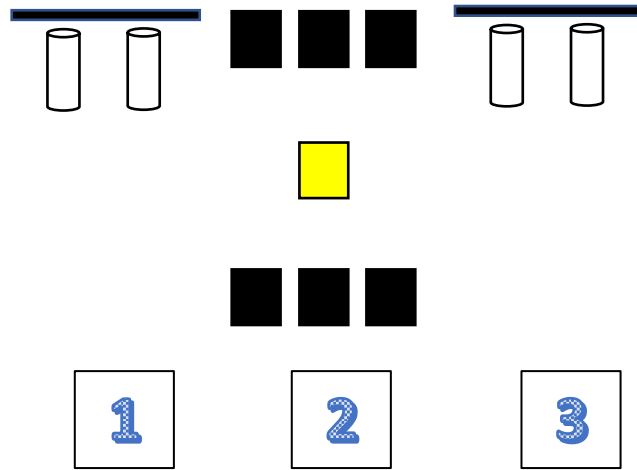
STAGING: Pistols holstered. Rifle at posit 2.

SEQUENCE: Shooter's choice, rifle may not be last

START: Hands at low surrender

ATB: At positions 1 & 3 with shotgun shoot each gong once. At position 2 with rifle and pistols for 20 rounds put at least 2 shots on each of the 7 targets

Stage 3



10 rifle, 10 pistol, 4 shotgun

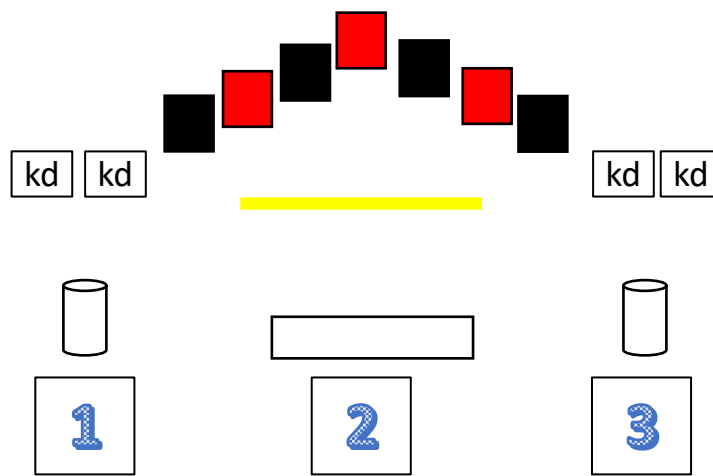
STAGING: Pistols holstered. Rifle and shotgun at posit 1.

SEQUENCE: Start with shotgun or pistols.

START: hands on table but not touching gun of choice

ATB: At position 1 with shotgun shoot s gongs 4 times. At position 2 with rifle double tap Nevada sweep top left tgt, yellow tgt and bottom left tgt. With pistols shoot top right tgt, yellow tgt and bottom right tgt in a double tap Nevada sweep.

Stage 4



10 rifle, 10 pistol, 2+ shotgun

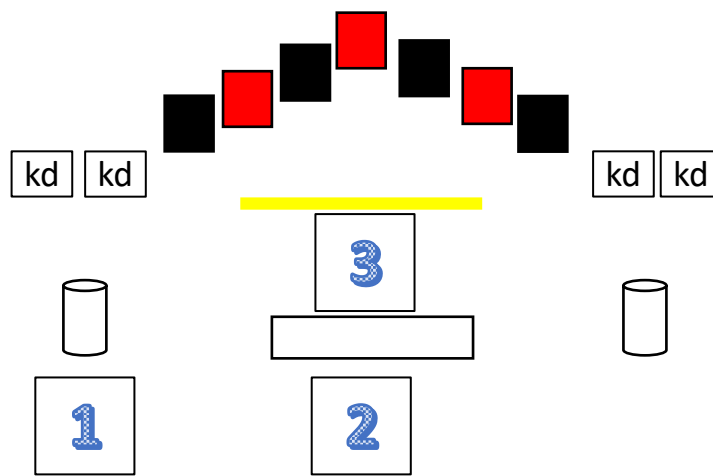
STAGING: Pistols holstered. Rifle staged at position 2 and shotgun at position 1

SEQUENCE: shotgun must be last

START: at the ready but not touching guns or ammo at position 2

ATB: At position 2 with pistols starting on lower left target sweep left 4 targets: 4 on tgt 1, 3 on tgt 2, 2 on tgt 3 and 1 on tgt 4. Then, with rifle starting at the top target sweep 4 right hand targets: 1 on 1, 2 on 2, 3 on 3, and 4 on 4. At position 1 or 3 shoot 2 KD's till down. Remember, BOTH feet must be behind the position 2 table and at least 1 foot behind the blue barrels.

Stage 5



10 rifle, 10 pistol, 2+ shotgun

STAGING: Pistols holstered. Rifle and shotgun at position 2

SEQUENCE: Pistols must be last

START: at the ready but not touching guns or ammo

ATB: At position 1 or 3 with shotgun shoot 2 KD's till down. Bring shotgun to position 2. At position 2 with rifle triple tap the 3 red targets and shoot last shot on any black target. Move forward to position 3 and shoot pistols same instructions as rifle.

NOTE: RIFLE AND SHOTGUN MUST BE RESTAGED POINTING INTO RIGHT HAND BERM. IF NOT, YOU WILL BE CALLED BACK TO DO SO.

Stage 6
Mini-
pit
master

IT'S A BIG SECRET!!!